

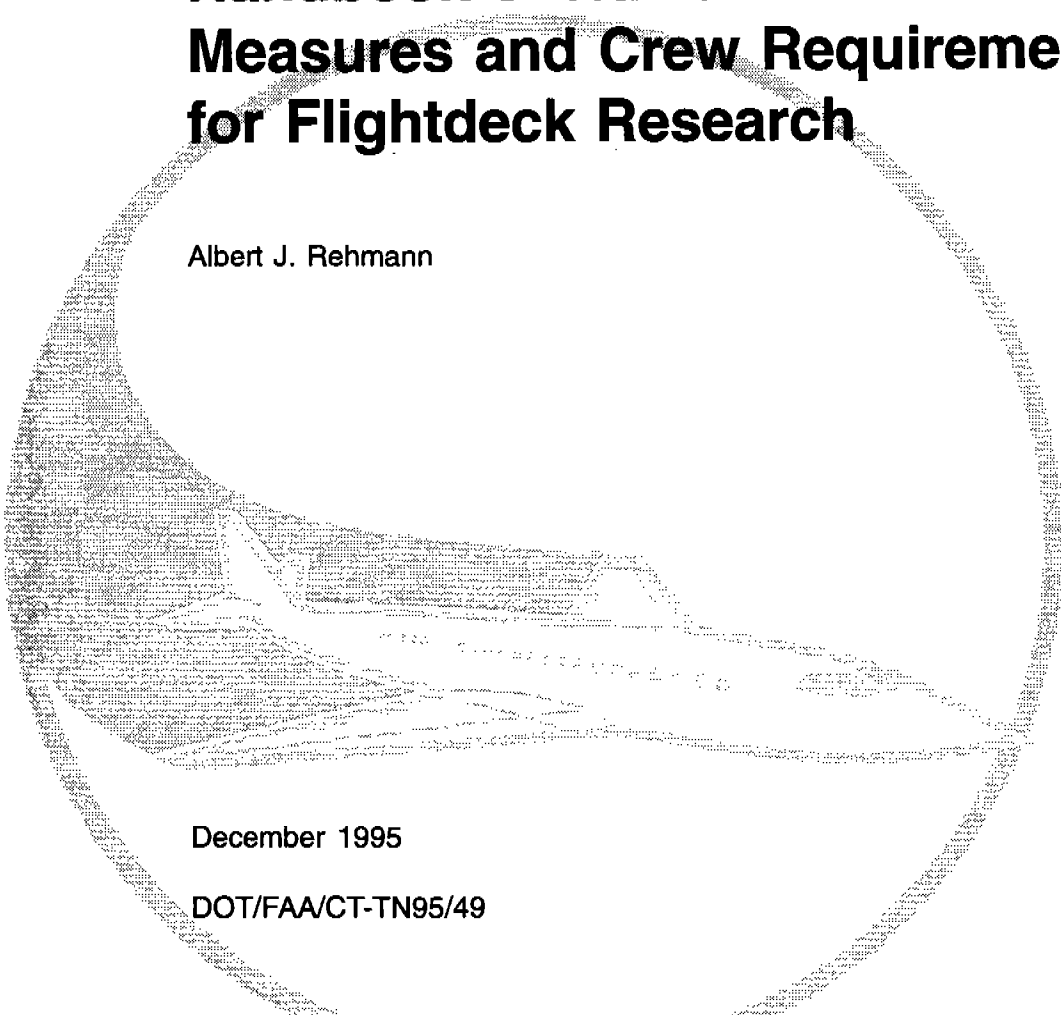
CT-TN 95/49
te technical note

DOT - 1

FEDERAL AVIATION ADMINISTRATION
TECHNICAL CENTER LIBRARY
ATLANTIC CITY INT'L ARPRT, NJ 08405

Handbook of Human Performance Measures and Crew Requirements for Flightdeck Research

Albert J. Rehmann



December 1995

DOT/FAA/CT-TN95/49

This document is available to the public through the National Technical Information Service, Springfield, Virginia 22161.



DOT/FAA
CT-TN
95/49
c. 1



U.S. Department of Transportation
Federal Aviation Administration
Technical Center
Atlantic City Airport, NJ 08405

Handbook of Human Performance Measures and Crew
Requirements for Flightdeck Research

ALBERT J. REHMANN

December 1995

DOT/FAA/CT-TN95/49

1. Report No. DOT/FAA/CT-TN95/49		2. Government Accession No.		3. Recipient's Catalog No.	
4. Title and Subtitle HANDBOOK OF HUMAN PERFORMANCE MEASURES AND CREW REQUIREMENTS FOR FLIGHTDECK RESEARCH				5. Report Date December 1995	
				6. Performing Organization Code	
7. Author(s) Albert J. Rehmann; CSERIAC				8. Performing Organization Report No. DOT/FAA/CT-TN95/49	
9. Performing Organization Name and Address Crew System Ergonomics Information Analysis Center (CSERIAC) 2255 H Street, Building 248 Wright-Patterson Air Force Base, OH 45433-7022				10. Work Unit No. (TRAIS)	
				11. Contract or Grant No. DLA900-88-D-0393	
12. Sponsoring Agency Name and Address U.S. Department of Transportation Federal Aviation Administration Technical Center Atlantic City International Airport, NJ 08405				13. Type of Report and Period Covered Technical Report	
				14. Sponsoring Agency Code	
15. Supplementary Notes					
16. Abstract					
<p>The Federal Aviation Administration (FAA) Technical Center envisions that their studies will require standard measure of pilot/crew performance. Therefore, the FAA commissioned the Crew System Ergonomics Information Analysis Center (CSERIAC) to (1) identify state-of-the-art pilot/crew performance measures in selected areas of interest, (2) provide guidance material to allow the FAA Technical Center to determine appropriate measures for a given study classification, and (3) provide guidelines on pilot subject characteristics used in their studies. Adhering to accepted standards will allow performance data to be translated between FAA studies and generalized across other government and industry partners.</p> <p>Three areas of human performance that have achieved the most attention in the literature are: workload, situational awareness, and vigilance. An extensive literature search was conducted on each of these areas and leading experts in the human performance research industry were consulted. The tools and techniques used to measure each of these three areas are investigated. Guidelines are provided to assist the human factors practitioner in choosing the most appropriate performance measure for a given study classification (e.g., part-task, full mission, end-to-end). A set of criteria and guidelines on pilot subject characteristics, such as, number of subjects, experience level required, and the use of different airline flightcrews, is also provided.</p>					
17. Key Words Reconfigurable Cockpit System (RCS) Cockpit Simulation Network (CSN) Human Factors				18. Distribution Statement This document is available to the public through the National Technical Information Service, Springfield, VA 22161	
19. Security Classif.(of this report) Unclassified		20. Security Classif.(of this page) Unclassified		21. No. of Pages 94	22. Price

FOREWORD

This report documents work performed by Crew Systems Ergonomics Information Analysis Center (CSERIAC) on subtask 1 out of 4 of the task entitled "Simulation Fidelity Requirements." The task was a provision of an interagency agreement between the Federal Aviation Administration (FAA) Technical Center, Department of Transportation (DOT) and the Defense Technical Information Center (DTIC). It was conducted under DOD Contract Number DLA900-88-D-0393, and the CSERIAC Task Number was 93956-24. The CSERIAC Program Manager was Mr. Don Dreesbach. The CSERIAC Task Leader was Mr. Michael C. Reynolds. The FAA Technical Program Manager (TPM) was Mr. Albert J. Rehmann, and the FAA Project Engineer was Mr. Pocholo Bravo.

TABLE OF CONTENTS

	Page	
EXECUTIVE SUMMARY		ix
1. INTRODUCTION		1
1.1 Background		1
1.2 Statement of Problem/Scope		1
1.3 Objective		1
1.4 Purpose		1
1.5 Method/Procedure		2
1.6 Organization of Report		3
2. HUMAN PERFORMANCE MEASURES		3
2.1 Measurement Criteria		3
2.2 Workload		6
2.2.1 Subjective Measures		6
2.2.2 Performance Measures		8
2.2.3 Physiological Measures		12
2.2.4 Guidelines in Workload Assessment		13
2.3 Situational Awareness		15
2.3.1 Explicit Measures		16
2.3.2 Implicit Measures		17
2.3.3 Subjective Rating Measures		18
2.4 Vigilance		19
3. STUDY CLASSIFICATIONS		22
3.1 Definitions of Study Classifications		22
3.1.1 Part-Task Environment		23
3.1.2 Full Mission Simulations		23
3.1.3 End-to-End Simulations		24
3.2 Measurement by Study Classification		24

TABLE OF CONTENTS (CONTINUED)

	Page
4. FLIGHTCREW DATA REQUIREMENTS	27
5. SUMMARY	29
6. REFERENCES	31
7. ABBREVIATIONS	37

APPENDICES

A - DESCRIPTION OF MEASUREMENT TOOLS AND TECHNIQUES

LIST OF ILLUSTRATIONS

Figure	Page
1 Increased Cost, Time and Risk as a Level of Experiment Fidelity	22

LIST OF TABLES

Table	Page
1 Summary of Workload Assessment Technique Capabilities	7
2 Six Common Subjective Rating Scales Judged on Several Criteria	9
3 Example Primary Task Measures	11
4 Secondary Task Methodologies	12
5 Physiological Measures of Workload	12
6 Common Physiological Measures Judged on Several Criteria	13
7 Guidelines for the Use of Subjective Workload Measures	14
8 Guidelines for the Use of Primary Task Workload Measures	14
9 Guidelines for the Use of Secondary Task Workload Measures	15
10 Guidelines for the Use of Physiological Workload Measures	15
11 Situational Awareness Measurement Methods	16
12 Outcomes of a Signal Detection Experiment	17
13 Matrix of Human Performance Measures by Study Classification	25
14 Some Questions to Consider in Selecting an Appropriate Workload Measure	26

EXECUTIVE SUMMARY

A concern in modern aircraft is that flightcrews are inundated with an enormous amount of automation. This has changed the role of the flightcrew and has demanded increased monitoring behaviors than ever before. Because flightcrew behavior is less observable, the challenge in the human factors research industry is to identify pilot performance through new evaluation tools and techniques.

The Federal Aviation Administration (FAA) Technical Center envisions that their studies will require standard measures of pilot/crew performance. Therefore, the FAA commissioned the Crew System Ergonomics Information Analysis Center (CSERIAC) to (1) identify state-of-the-art pilot/crew performance measures in selected areas of interest, (2) provide guidance material to allow the FAA Technical Center to determine appropriate measures for a given study classification, and (3) provide guidelines on pilot subject characteristics used in their studies. Adhering to accepted standards will allow performance data to be translated between FAA studies and generalized across other government and industry partners. This document describes work performed by CSERIAC on subtask 1 out of 4 of the task entitled "Simulation Fidelity Requirements."

Three areas of human performance that have achieved the most attention in the literature are: workload, situational awareness, and vigilance. An extensive literature search was conducted on each of these areas and leading experts in the human performance research industry were consulted. The assortment of information was reviewed, compiled, and integrated into a convenient handbook applicable to human factors personnel within the FAA.

The FAA has currently in place a variety of testbeds, including the Reconfigurable Cockpit System (RCS) and the Cockpit Simulation Network (CSN). The handbook defines various systems engineering study classifications (e.g., part-task, full-mission, end-to-end) and provides guidelines in the selection of appropriate tools and techniques within each study classification. The use of expert system, knowledge-based tools for matching performance measures to various study classes is also addressed.

A set of criteria and guidelines on pilot subject characteristics is also provided. Qualities of a pilot subject are often discarded in many human performance research studies, and as a result data obtained from these studies may not be representative, nor reflect performance in the real world. Guidelines on number of subjects, experience level required, the use of different airline flightcrews, etc., are provided.

In conclusion, CSERIAC has acquired a network of experts in the area of workload, situational awareness, and vigilance, including related human performance disciplines, such as adaptive automation, boredom, fatigue, and team decision making. Future efforts may require additional contacts with these experts. As a result of this effort, a database of pilot subject selection criteria has been established which will contain pilot subject characteristics from past and future FAA evaluations. Additionally, any interesting facts or observations will also be recorded.

1. INTRODUCTION.

1.1 BACKGROUND.

The role of the flightcrew in today's modern aircraft has changed considerably since the introduction of the electronic cockpit. Pilots are acting as supervisors and managers of systems, rather than performing traditional manual roles. These changes have placed additional cognitive processing demands on the crew. For the human factors practitioner, evaluation of pilot performance is inherently more difficult to measure and less observable.

1.2 STATEMENT OF PROBLEM/SCOPE.

The emphasis on this paper is to provide guidance material on a few of the most common measurable constructs in the research industry; that is, mental workload, situational awareness, and vigilance. Together, these three areas have received the most attention in the research industry. Workload, for example, has a wide variety of performance metrics that are available to the human factors practitioner. However, because of many definitions and beliefs, it is not always understood what workload measures are more appropriate to use than others. The decisions to be made are numerous and depend on a variety of factors. Some factors are not as easily understood. Therefore, references to expert tools specifically designed to assist the practitioner will be identified.

Many tools are available to measure mental workload, situational awareness, etc., however, only those which are used most common in the research industry, specifically, in the area of flight simulation will be identified. Furthermore, the intent of this report is only to provide a review of the various tools and not to identify how to use them. Appendix A lists the most common tools, along with references identifying their use.

1.3 OBJECTIVE.

The objective of this research was threefold (1) to identify state-of-the art pilot performance measures, (2) to suggest how these measurement methods and metrics should be employed for use in the Federal Aviation Administration (FAA) Technical Center's pilot/crew performance studies, and (3) to determine a set of criteria or guidelines to guide the human factors practitioner in selecting pilot subjects for evaluation. The ultimate goal is to provide a handbook which can be used by human factors personnel within the FAA.

1.4 PURPOSE.

The purpose of this handbook is to provide guidelines on various human performance measures and flightcrew selection criteria for future human factors Data Link research conducted at the FAA Technical Center. The FAA Technical Center has a unique assortment of evaluation equipment for conducting pilot performance studies, including the Reconfigurable Cockpit System (RCS). The RCS can be rapidly changed to reflect various cockpit configurations and can be remotely tied into, along with other simulators across the world, the FAA Technical Center's Cockpit Simulation Network (CSN).

This report is one of four reports that have been written by Crew System Ergonomics Information Analysis Center (CSERIAC) under the auspices of the "Simulation Fidelity Requirements" task for the FAA Technical Center. The other reports (Mitman et al., 1994a, 1994b; Reynolds, 1994) contain issues, such as simulator sophistication

required, number of simulators required, and generalization of performance data that should also be consulted.

1.5 METHOD/PROCEDURE.

Two approaches to identifying state-of-the-art performance measures were followed. The first approach was to identify general measures of human performance through searches of local libraries and the Defense Technical Information Center (DTIC), National Technical Information Service (NTIS), Aerospace and Compendex on-line databases. As expected, this yielded many references, therefore, further refined searches, limited to the last 10 years and containing pilot/crew performance measures were performed. Results of these searches were filtered and separated into the three specific topic areas of interest: mental workload, situational awareness, and vigilance. Special attention was made to those references which provided recent reviews as opposed to describing specific evaluations which employed or described only a few measures.

The second approach involved soliciting the human factors research industry and universities for subject matter experts (SME) in the various fields of interest. Local SMEs were contacted at Wright-Patterson Air Force Base (WPAFB) within Armstrong Laboratory's Human Engineering Lab (AL/CFH), Wright State University, University of Dayton, and University of Cincinnati. Contacts were made and information was obtained through both phone conversation and personal visits.

On a national level, contacts were made with the National Technology Transfer Center (NTTC). The NTTC, which is sponsored by National Aeronautics and Space Administration (NASA) in cooperation with other federal agencies, serves as a national clearinghouse/gateway for federal technology transfer. An NTTC agent works cooperatively to help refine an individual's request and identifies key contacts in the specified areas of interest. Based on the NTTC support, additional contacts were made with personnel from NASA-AMES, Office of Research and Technology Assessment (ORTA, Brooks AFB), Crew Station Technology Lab (Brooks AFB), and Army Aeroflight Directorate. The personal contacts were made to inquire about recent developments in the area of pilot performance measures not yet published nor in the public mainstream. As a result of this effort, a network of SMEs was established in all three of the main topic areas, including notable researchers in the area of complacency, boredom, team-decision making and fatigue. A database containing, various SMEs and related government and industry research labs was compiled as a result of this effort. For future consideration, the database will be drawn upon to gather additional information on the various research topics.

1.6 ORGANIZATION OF REPORT.

The report is organized into three major sections. The first section (section 2. Human Performance Measures) addresses the various state-of-the-art performance measures for the three areas previously mentioned.

The second section (section 3. Study Classifications) describes common testbeds or study classifications envisioned to be used by the FAA Technical Center. This section further identifies what performance measures are appropriate for a given study classification. Although other sections may contain additional information on performance measure classification, this section is intended to be the sole section on this subject area.

The third section (section 4. Flightcrew Data Requirements) identifies pilot subject selection criteria that should be considered when conducting human factors research in the different study classifications.

In addition, a reasonably comprehensive reference/bibliography list (over 190 total citations) is provided at the end of the report and in appendix A. Appendix A describes various workload and situational awareness measurement techniques.

2. HUMAN PERFORMANCE MEASURES.

The assessment techniques/tools used in test and evaluation for measuring workload, situational awareness, and vigilance are described in the following section. Again, this is not a complete list, only those to be considered the most common or have been proven to be valid and reliable within a flight simulation environment are addressed. Publications documenting recent reviews of assessment techniques have been highlighted within each area. Emphasis was on providing guidelines, through depiction of various tables, on what methods to use or not to use. Many factors should be considered, not the least of which is cost and the amount of time, resources, and effort in using the tools.

2.1 MEASUREMENT CRITERIA.

A common consideration before conducting a study is to consider several criteria with regards to the measure in question. For example, some measures may be more reliable than others; that is, the measured output is consistent over repeated test conditions. The following list delineates nine of the most notable criteria. No single measure will have all these attributes, therefore, the practitioner should consider using multiple measures. Most of these criteria were extracted from the American National Standards Institute (ANSI)/American Institute of Aeronautics and Astronautics (AIAA) "Guide to Human Performance Measurements."

Appropriate Level of Detail - Measures should reflect the performance of interest with sufficient detail to permit a meaningful analysis. For example, if one is evaluating alternative control and display relationships, the performance of each step and control activation in a procedural sequence could be important to understand the best configuration or potential for errors. On the other hand, collecting such detailed information might not be appropriate when comparing the effectiveness of two competing systems that had dissimilar procedures. In this case, one should focus on measures of effectiveness (e.g., how well did the operator/maintainer and machine perform the intended purpose of the system) (ANSI/AIAA, 1992).

Reliability - Reliability is the repeatability of a measure. If one measures the same behavior in exactly the same way under identical circumstances, the same value of the metric should result. In human performance measurement, however, individual differences among human operators, decision makers, and maintainers occur; even the same person may respond to successive trials differently because of learning or other effects. To adjust for this, the concept of reliability is extended from a value of a metric to a distribution of a metric; thus, if one obtains the same distribution with repeated measures, the metric is said to be reliable (ANSI/AIAA, 1992).

Validity - Does the measure mean what it is supposed to mean; is it appropriate to use for the intended purpose? There are at least five types of validity: face, concurrent, content, construct, and predictive. Each of these is described separately (ANSI/AIAA, 1992).

Face Validity - Face validity is the most common; here, a subject matter expert usually confirms that the particular metric represents performance that is important for accomplishment of the task.

Concurrent Validity - Concurrent validity is the correlation of a measure with other measures. If two measures correlate highly with each other, they may be measuring the same thing. The higher the correlation, the greater degree of similarity.

Content Validity - Content validity addresses comprehensiveness - proper sampling of the performance in a battery of test items and measures. Have you sampled all of the important areas of performance or knowledge? Do you have test items or measures that are unimportant, or perhaps irrelevant, to the task?

Construct Validity - Construct validity is concerned with the correlation of a measure (or group of measures) with a construct, theory, or model. One may

hypothesize that responses (measures) to a written test battery (the measurement instrument) will be different for various professional groups, such as engineers, physicians, and pilots. By offering the test battery to the various groups, one can classify the responses by group; if the responses are different, the validity of the construct would be demonstrated. Similarly, in the performance domain, one may hypothesize and validate the construct that expert operators perform in a different way than novices.

Predictive Validity - Predictive validity is perhaps the most important characteristic of behavioral measures, yet it often is the most neglected and difficult to obtain. Here, one would like to know that measures being taken in a laboratory, on a mockup, in a simulator, or during training are representative and predictive of the performance of the human being (and that system) in the real world on the job.

Sensitivity - Does the measure react sufficiently well to changes in the independent variable. It is quite possible that the measure chosen may be valid and reliable, but will not show a large enough effect to be measured easily (Wilson, Corlett, 1990).

Transferability - Transferability refers to the capability of a technique to be used in various applications. Some techniques vary from application to application. Consequently, a measure (e.g., flight control inputs) that is applicable to one type (e.g., aircraft system) of evaluation might not be readily transferred to another type of evaluation (e.g., process control system) (Wilson, Corlett, 1990).

Diagnosticity - Diagnosticity can be thought of as the characteristic of a measure to provide information that will tend to isolate the cause of good or bad performance. Measures that have diagnosticity add value to the measure set by providing information that might not be obtained in any other way (ANSI/AIAA, 1992).

Intrusiveness - A measure requiring a technique that in the process of data collection attracts the attention of the subject may clearly affect the subject's task performance. If it does so, the measure is intrusive. Almost all measures are intrusive to some extent, but their contaminating effect on task performance will vary. Less obtrusive methods of data collection are to be preferred to more intrusive ones (ANSI/AIAA, 1992).

Implementation Requirements - When designing measures or selecting methods of measuring, one must consider the implementation requirements of the measure set. The general issues to be considered include ease of data collection, robustness of the measurement instruments, and overall data quality control. These issues apply to design and maintenance of laboratory measurement systems and instruments as well as to simulator studies and field exercises (ANSI/AIAA, 1992).

Flexibility - Measurement instruments and automated performance measurement systems should be designed in a manner that will enhance the ability to make changes in measures as situations demand. For automated, computer-driven performance measurement systems, this means placing measurement specifications in tables (or other such mechanisms) so that changes can be made without having to recode or recompile the computer program (ANSI/AIAA, 1992).

2.2 WORKLOAD.

A widely accepted taxonomy of workload assessment techniques is that they generally fall into four major categories: subjective, physiological, performance based, and analytical. The first three categories comprise what is known as empirical techniques, or methods which are used during "operator-in-the-loop" evaluations. The last category, analytical, are predictive techniques that are normally employed in early stages of system design that do not require a pilot subject. From the standpoint that FAA evaluations will be "operator-in-the-loop" simulations, only empirical methods will be described. Table 1, adopted from Eggemeier (1987), provides a general description of how each of the empirical techniques (subjective, physiological, performance [primary and secondary]) relate to five of the nine measurement criteria established in the previous section.

The next three sections identify the various empirical workload assessment techniques. A last section summarizes some advantages and disadvantages of the various techniques. For further information, some excellent recent reviews (Christ et al., 1993; Veltman and Gaillard, 1993; Wierwille and Eggemeier, 1993; Grenell et al., 1991; Eggemeier et al., 1990; Corwin et al., 1989; Lysaght et al., 1989) on workload assessment techniques in general should be consulted.

2.2.1 Subjective Measures.

Perhaps the most popular form of workload assessment employed in the field is in the use of subjective rating scales. The review of the literature uncovered a wide variety of techniques, each having their advantages and disadvantages. The common thread among all rating scales is that they are fairly easy to implement, low cost, and are relatively free of intrusion. Appendix A describes 19 such scales. A general description, strengths and limitations, graphs, etc., are provided for each scale. Although more scales exist, only those chosen are

TABLE 1. SUMMARY OF WORKLOAD ASSESSMENT TECHNIQUE CAPABILITIES

	SENSITIVITY	DIAGNOSTICITY	INTRUSIVENESS	IMPLEMENTATION REQUIREMENTS
SUBJECTIVE TECHNIQUES	Capable of discriminating levels of capacity expenditure in nonoverload situations. Can be used to assess the relative potential for overload among design options.	Not considered diagnostic. Available evidence indicates that rating scales represent a global measure of load. Lack of diagnosticity suggests use as a general screening device to determine if overload exists anywhere within task performance.	Intrusion does not appear to represent a significant problem. Most applications require rating scale completion subsequent to task performance and, therefore, present no intrusion problem.	Instrumentation required is usually minimal, permitting in a number of environments. Traditional applications require mockups, simulators, operational equipment. Imposes limits on us during early system development. Recent projective use provides potential for application during early stages. Some familiarization with procedures can be required.
PRIMARY TASK MEASURE	Discriminate overload from nonoverload situations. Used to determine if operator performance will be acceptable with a particular design option.	Not considered diagnostic. Represents a global measure of workload that is sensitive to overloads anywhere within the operator's processing system.	Nonintrusive since no additional operator performance or support required.	Instrumentation for data collection can restrict use in operational environments. Use requires mockups, simulators, or operational equipment. Imposes limits on us during early system development. No operator training required.
SECONDARY TASK METHODS	Capable of discriminating levels of capacity expenditure in nonoverload situations. Used to assess reserve capacity afforded by a primary task. Can be used to assess the potential for overload among design options.	Capable of discriminating some differences in resource expenditure (e.g., central processing versus motor). Diagnosticity suggests complementary use with more generally sensitive measures, with the latter initially identifying overloads and secondary tasks being used subsequently to pinpoint the locus of overload.	Primary task intrusion has represented a problem in many applications, particularly in the laboratory. Data are not extensive in operational environments. Several techniques (e.g., embedded secondary task, adaptive procedures) have been designed to control intrusion. Potential for intrusion could limit use in operational environments.	Instrumentation for data collection can restrict use in operational environments, but such tasks have been instrumented for in-flight use. Use requires mockups, simulators, or operational equipment. Imposes limits on us during early system development. Some operator training usually required to stabilize secondary task performance.
PHYSIOLOGICAL TECHNIQUES	Capable of discriminating levels of capacity expenditure in nonoverload situations. Can be used to assess the relative potential for overload among design options.	Some techniques (e.g., event-related brain potential) appear diagnostic of some resources, while other measures (e.g., pupil diameter) appear more generally sensitive. Choice of technique dependent on purpose of measurement (screening for any overload versus identifying locus of overload).	Intrusion does not appear to represent a major problem, although there are data to indicate that some interference can occur.	Instrumentation for data collection can restrict use in operational environments. Use requires mockups, simulators, or operational equipment. Imposes limits on us during early system development. No operator training required.

considered to be the most applicable to the flight simulation environment.

One factor in the selection of a subjective workload rating scale is its diagnosticity. Based on the multiple-resource theory

(Wickens, 1980), workload can be thought of as a multidimensional construct. Diagnostic measures such as the Subjective Workload Assessment Technique (SWAT) and the NASA Task Load Index (NASA-TLX), for example, are multidimensional rating scales. They provide information on the various components or sources of workload, as well as an estimate of global workload. Sandry-Garza et al., (1987) concluded that SWAT and TLX are excellent workload tools for commercial transport aircraft applications. Corwin et al., 1989) concluded that in addition to SWAT and TLX, the Bedford Workload and the Pilot Subjective Evaluation (PSE) scales are also applicable for in-flight simulation evaluations.

Two scales that have been recently published are the Dutch Effort Scale (Veltman and Gaillard, 1993) and the Subjective Workload Profile Scale (Tsang and Velazquez, 1993); both are multidimensional scales. The Dutch Effort Scale has been validated in a fixed based simulator environment and has proven to be more sensitive to differences in task loading as compared to the NASA-TLX scale. The Subjective Workload Profile is currently undergoing validation exercises; it has yet to be employed within a flight simulation environment.

Table 2 contains a description of the sensitivity, reliability, diagnosticity, etc., for six of the most common subjective rating scales. Each of these scales are further described in detail in appendix A.

2.2.2 Performance Measures.

Performance based measures utilize some aspect of the operator's capability to perform tasks or system functions in order to provide an assessment of workload. Performance measures can be further broken down into two subcategories: primary task measures and secondary task measures. Each of these areas will be individually described in separate sections.

2.2.2.1 Primary Task Measures.

Primary task measures assess some aspect of the operator's capability to perform the task or system function of interest (Eggemeier and Wilson, 1991). As flightcrew task demands increase, their ability to perform at an optimal level decreases. Primary task measures exhibit their greatest sensitivity to variations in workload when the total task demand in a situation exceeds the pilot's capability to process information (Eggemeier et al., 1990). The reason is due to the pilot's ability to overcome moderate levels of workload while still being able to perform at an optimal level on the primary task measure. Secondary tasks, described in the next section, are typically used in conjunction with primary task measures in order to determine lower to moderate workload shifts in task performance.

TABLE 2. SIX COMMON SUBJECTIVE RATING SCALES JUDGED ON SEVERAL CRITERIA

Technique	Sensitivity	Reliability	Diagnosticity	Cost/Effort Requirements	Task Time	Ease of Scoring
Analytical Hierarchy Process	High	High	Moderate	Low Cost Low Effort	Requires rating pairs of tasks	Computer scored
Bedford	High	High	Low	Low Cost Low Effort	Requires two decisions	No scoring needed
Cooper-Harper	High for psychomotor	High	Low	Low Cost Low Effort	Requires three decisions	No scoring needed

Modified Cooper-Harper	High	High	Low	Low Cost Low Effort	Requires three decisions	No scoring needed
NASA-TLX	High	High	Moderate/High	Low Cost Low Effort	Requires six ratings	Requires weighting procedure
SWAT	High	High	Moderate/High	Low Cost Low Effort	Requires prior card sort and three ratings	Requires computer scoring

(Source: Lysaght et al., 1989; ANSI/AIAA, 1992)

Typical primary task measures involve the recording of flightcrew control input activity, whether it be from the wheel, column, or pedal. Flight simulation evaluations, for example, that assess the differences between two landing type displays, would be interested in lateral, localizer, and glide slope deviations of final approach. In general, control input activity has demonstrated evidence of validity, reliability, and applicability as primary task measures for evaluating pilot workload (Corwin et al., 1989).

A problem with primary task measures, as opposed to the more general class of secondary class measures, is that a measure must be developed on an individual basis for each application. Care must be taken in selecting an appropriate measure. For example, control input activity might be an acceptable measure when comparing the benefits of Data Link communications to that of voice if only one crew member is aboard. But the same measure in a two-person crew environment would not be applicable. Typically, in the air transport environment, the nonflying pilot handles all radio communications, therefore, control input activity may not be diagnostic of his/her workload.

Traditional primary task measures are speed and accuracy type measures. Speed (or time) would measure the reaction time, for example, to perceive an event, initiate a movement or correction, and/or perhaps detect a trend of multiple related events occurring in the cockpit. Accuracy measures in a Data Link simulated environment, for example, would be used to measure the accuracy or detection that a signal (Data Link aural/visual alert) was recognized, the appropriate response (WILCO, UNABLE, etc.) was made and that the Data Link information was accurately conveyed to all crew members. The reciprocal measure of accuracy—errors—would also be an acceptable primary task measure. One could measure the number of errors operating a Data Link display (e.g., incorrect switch hits) in a terminal environment as opposed to an en route environment.

LeMay and Comstock (1990) proposed an overall indicator of performance, or Figure Of Merit (FOM) to establish the effect of workload on efficiency to identify overload conditions. They tested the FOM procedure on simulated landing tasks in which standard communications (voice) with air traffic control (ATC) was compared with a Data Link system. Combined scores for continuous, e.g., lateral position and altitude data, and discrete task performance, e.g., time spent on autopilot manipulation, were added together to obtain an overall FOM. The results indicate that Data Link communications significantly increased variability in overall task performance. The authors stated that the normative FOM technique may be useful to discover problems associated with new technology introduction; they recommended more simulation studies to validate the sensitivity of the procedure.

Control input activity, speed (time) and accuracy (errors) are the most often uses of primary task measures for assessing workload variations. The references provided earlier and those listed in this section provide additional information on primary task measures.

Other primary task measures listed in table 3 have also been used. The sensitivity of these measures is dependent on the level of workload experienced by the operator. If the pilot's load is too low, then the measures are not sensitive to workload

variations in this region. On the other hand, if the pilot's load is excessive, then these measures by themselves would be highly sensitive (Lysaght et al., 1989). Assuming that the simulation testbed is capable of recording system performance measures, the measures depicted in table 3 can be obtained at a relatively low cost with moderate effort.

2.2.2.2 Secondary Task Measures.

The literature yielded many different kinds of secondary task methodologies (ANSI/AIAA, 1992; Eggemeier and Wilson, 1991; Lysaght et al., 1989). A secondary task is measured in conjunction with a primary task measure. The relative workload associated with the primary task is reflected in the level of performance on the secondary task. For example, if the flightcrew's workload is fully loaded on the primary task, performance on a secondary task may be unacceptable. Secondary task paradigms are also used to provide diagnostic information regarding the type of resources (motor, perceptual, etc.,) available (spare capacity) or expended by the operator. Because of this, secondary task methodologies are considered sensitive to detecting operator workload, especially during expected low or moderate workload conditions.

TABLE 3. EXAMPLE PRIMARY TASK MEASURES

Example Measures	Sensitivity	Cost/Effort Requirements	Diagnosticity
Airspeed Deviation	Low/High	Low Cost Moderate Effort	Low
Altitude Deviation	Low/High	Low Cost Moderate Effort	Low
Bank Angle Deviation	Low/High	Low Cost Moderate Effort	Low
Control Reversals	Low/High	Low Cost Moderate Effort	Low
Lateral Deviation	Low/High	Low Cost Moderate Effort	Low
Pitch Rate	Low/High	Low Cost Moderate Effort	Low
Roll Rate	Low/High	Low Cost Moderate Effort	Low
Yaw Rate	Low/High	Low Cost Moderate Effort	Low

(Source: Lysaght et al., 1989)

A problem with secondary tasks is that they are often criticized for their intrusive nature. For example, the Interval Production Task (IPT), requires the operator to generate a series of regular time intervals by executing a motor response (e.g., fingertapping). The irregularities in the tapping rate show workload levels, measured by the performance on the primary task, are increasing. The artificiality of some of the secondary tasks, such as the "fingertapping" task, does not bode well in a flight simulation environment. In operational settings, they may interfere with primary tasks to the point of compromising flight safety. Therefore, "embedded" secondary task methodology was developed to overcome these shortcomings (Shingledecker and Crabtree, 1982). For example, existing system hardware on the flightdeck, such as the radio control panel, or cockpit alerting system can be used to generate tasks normal to everyday flight operations.

Many different tools exist, but those identified in table 4 (including the "embedded" secondary task) have appeared most often in the literature and have been

proven successful in flight simulation environments. The references provided earlier provide additional information on their use.

TABLE 4. SECONDARY TASK METHODOLOGIES

Secondary Task Measures	Sensitivity	Cost/Effort Requirements	Diagnosticity
Choice-Reaction Time	Moderate	Moderate Cost Low Effort	Moderate
Embedded Secondary Task	High	Low Cost Low Effort	Moderate/High
Mental Mathematics	Moderate	Moderate Cost Low Effort	Moderate
Sternberg Memory Task	Moderate	Moderate Cost Low Effort	Moderate
Time Estimation	Moderate	Moderate Cost Low Effort	Moderate

(Source: Lysaght et al., 1989)

2.2.3 Physiological Measures.

Some recent reviews of physiological measures (Lysaght et al., 1989; Kramer, 1991; Gevins and Leong, 1992) uncovered a variety of different tools (table 5) that can be used to assess variations in workload. The various tools can be classified into three major categories, or physiological subsystems (1) eye related measures; (2) brain related measures; and (3) heart related measures. Other measures, such as skin and muscle activity have also been used. Table 6 provides the sensitivity, diagnosticity, etc., of some of the most commonly used physiological measures.

TABLE 5. PHYSIOLOGICAL MEASURES OF WORKLOAD

Eye Related Measures	Heart Related Measures
Blink Duration Blink Latency Blink Rate Endogenous Eyeblinks Eye Movement Analysis Pupil Diameter	Electrocardiogram (EKG. ECG) Heart Rate Heart Rate Variability (HRV)
Brain Related Measure	Other Common Measures
Electroencephalographic Activity (EEG) Event Related Potentials (ERP), or Evoked Cortical Potentials (CEP) Magnetoencephalographic Activity (MEG) Positron Emission Tomography (PET) Regional Cerebral Blood Flow (rCBF)	Blood Pressure Blood Volume Body Fluid Analysis Critical Flicker Frequency (CFF) Electrodermal Activity (EDA) Electromyographic Activity (EMG) Galvanic Skin Response Muscle Potential Respiration Skin Potential Speech Quality

A major drawback in the use of physiological measures is that they are fairly expensive to implement and require, in some cases, an expert physiologist for

implementation and analysis of the data. However, recent advances in physiological measurement technology have afforded the common practitioner a means in which to use these various tools. Nonetheless, the various publications cited earlier provide an explanation of each of the tools.

TABLE 6. COMMON PHYSIOLOGICAL MEASURES JUDGED ON SEVERAL CRITERIA

Physiological Techniques	Sensitivity	Cost/Effort Requirements	Diagnosticity
Blink Rate	Low	Moderate Cost Moderate Effort	Low
Body Fluid Analysis	Low	Low Cost Low Effort	Low
Evoked Potentials	Moderate	High Cost High Effort	High
Eye Movement Analysis/ Scanning Behavior	High	High Cost High Effort	High
Heart Rate	Moderate	Moderate Cost Moderate Effort	Moderate
Heart Rate Variability	Moderate	Moderate Cost Moderate Effort	Moderate
Pupil Diameter/Measures	Moderate	High Cost Moderate Effort	Moderate

(Source: Lysaght et al., 1989)

Generally, success has been greatest with the use of eye and heart measures in the flight simulation environment than with brain electrical measures (Corwin et al., 1988; Vikmanis, 1989). Brain electrical measures offer a detailed analysis of operator workload and work best in well controlled laboratory settings.

2.2.4 GUIDELINES IN WORKLOAD ASSESSMENT.

This section summarizes in a convenient format guidelines which should be followed when utilizing the various workload tools. The following tables (tables 7 through 10) are separated by workload category and are comprised of information obtained from Corwin et al.(1989) and Grenell et al. (1991).

TABLE 7. GUIDELINES FOR THE USE OF SUBJECTIVE WORKLOAD MEASURES

SUBJECTIVE MEASURES

<ul style="list-style-type: none"> • Pilots used for the workload assessment should be (diversions, etc.) during the evaluation flights. • When using a subjective measure in-flight, the measure should not be intrusive to the flight related tasks the crew member is trying to accomplish. • If paper and pencil ratings techniques are to be used in-flight, one crew member at a time should record their workload ratings so that the other crew member may attend to flightdeck duties. • The to-be-rated flight segment (beginning and end points) should be clearly identified to the flight crew for the purpose of obtaining the data for evaluation. • When used, postflight subjective ratings should be collected from the pilots as soon after the task is operationally feasible. • To enhance postflight workload evaluation, videotape should be used to aid the crew in recalling their subjective evaluations of crew workload. 	<p><i>Advantages:</i> High face validity because they tap the subjective experiences of the operator; low cost and ease of implementation, lack of implementation, lack of additional equipment and/or extensive computer programming requirements, lack of intrusion on the primary task, high level of operator acceptance.</p> <p><i>Disadvantages:</i> High level of intersubject variability. May dissociate (report contrasting results) with performance measures of workload. Therefore, suggest that neither subjective nor performance measures be used as the sole basis for assessing operator workload.</p>
--	--

TABLE 8. GUIDELINES FOR THE USE OF PRIMARY TASK WORKLOAD MEASURES

PRIMARY TASK MEASURES

<ul style="list-style-type: none"> • Control Input Activity should be evaluated only during manual flight path control. • When possible, state variables (e.g., pitch angle, roll angle, altitude) should be recorded continuously in simulation tests. • When possible, wheel (aileron) and stick (elevator) inputs should be employed to represent aircraft control workload throughout the entire flight of an aircraft under manual flightpath control. • Pedal (rudder) activity is normally only representative of aircraft control in the takeoff and approach/landing phase of the flight and should be collected during these flight phases. • The same flight scenario should be used when comparing workload associated with two different cockpit configurations. • A flight should be divided into segments for data collection so descriptive statistics can be computed on the continuous measures within each segment. 	<p><i>Advantages:</i> Provides a direction indication of total system or subsystem performance while accounting for the operator in the loop.</p> <p><i>Disadvantages:</i> Very task and situation dependent and therefore are not readily transferred across different tasks or scenarios. As a result, primary task measures must be carefully selected for each application. Primary task measures do not necessarily provide an indication of an operator’s spare or “residual” capacity. For example, while two individuals may exhibit equivalent performance, one may be incapable of meeting additional task demands, while the other may possess the spare resources necessary to meet increased task demands or to perform additional tasks.</p>
--	--

TABLE 9. GUIDELINES FOR THE USE OF SECONDARY TASK WORKLOAD MEASURES

SECONDARY TASK MEASURES:

<ul style="list-style-type: none"> • When used, secondary tasks should be embedded in the flight task so as to be as non-intrusive as possible. • Embedded secondary tasks should not appear artificial to the operator so as to maintain operator acceptance and face validity. • Secondary tasks are most effectively implemented in a simulation environment, where air safety is not a concern and control of the environment is possible. • Secondary task techniques should be avoided when intrusion will serve as a source of interference for the primary workload measures. 	<p><i>Advantages:</i> Unlike primary task measures, secondary measures offer the advantage of providing an indication of the operator’s residual resources. Since the secondary tasks themselves are not directly linked to the primary task, they are generally transferable among different task scenarios</p> <p><i>Disadvantages:</i> May artificially impact or intrude on primary task performance (and in some cases operator safety), and they are often times met with low acceptance by the operator.</p>
---	---

TABLE 10. GUIDELINES FOR THE USE OF PHYSIOLOGICAL WORKLOAD MEASURES

PHYSIOLOGICAL MEASURES

<ul style="list-style-type: none"> • Data collected with physiological measures can be contaminated by physical movement. Sources of artifact should be controlled when evaluating the implementation of a workload measure. • The data should be representative of the entire flight segment being evaluated, so some sort of averaging should be used with the flight segment. • Care should be taken so that the flight crew is protected from hazards, such as electrical shock. • Care should be taken to assure that the physiological assessment method appears non-career threatening to the crew members it evaluates (e.g., data collected using physiological measures should contain no diagnostic medical information). 	<p><i>Advantages:</i> Do not require overt responses; well suited for tasks which are primarily cognitive in nature; record continuously throughout the task; inherently multi dimensional.</p> <p><i>Disadvantages:</i> High cost, expertise required for data collection and interpretation; difficulty in excluding artifacts.</p>
--	---

2.3 SITUATIONAL AWARENESS.

The concept of situational awareness, or what operators know about their immediate situation, has only been recently identified as a topic of theoretical interest and development within human factors (:Blanchard, 1993). Therefore, the number of techniques or tools is small as compared to, say, workload measures. Although there are not many tools, the framework or taxonomy of techniques is similar to that of workload. Fracker (1991) proposed such a framework which identifies three approaches to situational awareness assessment: Explicit Measures, Implicit Measures, and Subjective Measures. Table 11 summarizes the tools/techniques that fall within each

of these categories. Additional information on these measures are provided in the subsequent three sections.

TABLE 11. SITUATIONAL AWARENESS MEASUREMENT METHODS

Explicit Measures	Implicit Measures	Subjective Measures
SAGAT Verbal Protocol Analysis	Signal Detection Theory Measures Secondary Task Measures	SART SA-SWORD MST

An explicit measure, the Situational Awareness Global Assessment Technique (SAGAT) and a subjective measure, the Situational Awareness Rating Technique (SART), are the most common and have been cited quite extensively in the human performance research literature. Appendix A provides additional information on these two techniques.

2.3.1 Explicit Measures.

Explicit measures require subjects to self-report material in memory regarding experiences observed during a task. They differ from subjective ratings, in that, pilot subjects are not assigning a numerical value to the content or quality of their awareness. There are two types of explicit measures: retrospective recall and concurrent memory probes. Retrospective measures are used after a task or trial run has been completed; pilot subjects are asked to recall specific events, or the number of times a specific event (e.g., threats, system malfunctions) occurred. For example, Kibbe (1988) had laboratory subjects perform a radar warning receiver (RWR) monitoring task. During the task, five different types of threats appeared on the RWR several times. Following the task subjects were asked to recall and position threat events along a timeline representing their flight path in addition to estimating the number of times each type of threat had occurred. Kibbe found that the more severe the threat, the more accurate its recall.

However, a problem with retrospective measures is that sometimes pilots are "forgetting" and therefore are unable to recall correct information. With the concurrent, or memory probe method, the subject pilots are asked to recall specific events near the time they occurred rather than afterwards. The SAGAT measure (Bolstad, 1991; Endsley, 1990; Endsley, 1988) mentioned earlier is an excellent example of a concurrent memory probe technique; the simulation is frozen at specified times and pilots are then asked to recall information.

Sarter and Woods (1994) describe the use of a probe/concurrent technique in assessing the quality of 20 airline pilots' mental models of the operation of the Flight Management System (FMS). Probe questions were presented during the performance of a simulated flight in a Boeing 737-300 part-task trainer. Results indicated that most of the difficulties in pilot interaction with automation is related to the lack of mode awareness.

Sullivan and Blackman (1991) describe the use of verbal protocol analysis for the assessment of situational awareness. With verbal protocol analysis techniques, pilots are asked to verbalize their thought content while executing a mission. More experienced pilots are thought to have more information stored in long-term memory stores, and therefore would require less verbalization of thought content (see section 4. Flightcrew Data Requirements, on definition of an experienced pilot).

2.3.2 Implicit Measures.

The goal of implicit measures is to derive measures of situational awareness directly from task performance rather than rely on pilot self-reporting techniques as is done with explicit type measurement techniques. The most straightforward approach in obtaining an implicit metric of situation awareness is to use signal

detection theory measurement methods and techniques. For example, a subject pilot might be asked to report whether they detect a Data Link aural alert (a hit) within a high workload terminal environment, or not (miss). To account for all possible alternatives, an indication or measure of false alarms (responding as if they heard an alert when it did not actually go off) and correct negatives (not responding when an alert did not go off) are also recorded. This method could be used, for example, to identify which of two possible Data Link alerting schemes would provide better performance.

Table 12 is a schematic representation of the four possible outcomes that can occur; the outcomes are representative of those collected/measured in a classic signal detection experiment (Coren et al., 1984). This type of method has been used quite extensively in the military, specifically in the detection of enemy threats and weapons management.

TABLE 12. OUTCOMES OF A SIGNAL DETECTION EXPERIMENT

Response		
Signal	Yes	No
Present	Hit	Miss
Absent	False Alarm	Correct Negative

Target events (Data Link alerts, enemy threats, etc.,) can be tailored to match the objectives of any study, provided they conform to the following three objectives (1) target events as well as the responses must be unambiguously defined so that the presence and absence of both are clear and countable, (2) the sets of events and responses must be finite, and (3) only one response is unique to any one target event.

Hahn and Hansman (1992), for example, designed an implicit measure of situational awareness as the ability of pilot subjects to detect erroneous clearances. The study was designed to determine the relationship of situational awareness to automated FMS programming of Data Linked clearances and the readback of ATC clearances. The results indicated that the error detection performance (measure of situational awareness) and pilot preference results indicate that automated programming of the FMS may be superior to manual programming.

The secondary task approach to deriving workload measures can also be used to derive situational awareness measures. Pilot performance tasks that contribute to overall pilot situational awareness can be indirectly measured through the performance observed on secondary task measures. The same tools and techniques identified earlier for secondary task workload methods can be adopted and used to identify situational awareness performance. As in workload measures, the secondary task should be constructed so as not to interfere with the pilots primary task. This will ensure that any effects observed will be solely due to the performance of the primary task. When using implicit measures, it is good practice to utilize SMEs in selecting pilot performance tasks which are indicative of high situational awareness.

2.3.3 Subjective Rating Measures.

As in workload, the most popular of situational awareness type ratings is the subjective rating scale. Subjective scales can either be direct or comparative. In

direct ratings, pilots assign a numerical value to their situational awareness in any one flight (or flight segment). A "Likert" scale is used whereby pilot subjects are asked to assign values on a discrete, integer-based scale having an odd number of discrete options and consisting of a range generally from 1 to 5, from strongly disagree to strongly agree, respectively (Stramler, 1993). Comparative ratings are designed to evaluate a pilot's situational awareness on one flight compared to another; a pilot would assign a value to the ratio of one to the other.

The most common used subjective scales are direct rating scales. The SART scale (appendix A), for example, has three different forms: 3-dimensional, 10-dimensional and overall. The scales were developed based on factors believed to be components of high situational awareness. A concern with direct rating scales is that because of differences in individual's perceived rating of situational awareness, they generally cannot be compared across raters.

The comparative scales offer a way to control for subject variability by permitting ratio scores as defined earlier. Fracker and Davis (1990) developed a comparative scale based on the Subjective Workload Dominance Technique (SWORD, appendix A) called SA-SWORD

A recent review by Metalis (1993) provides a review of research activities that employ various subjective techniques; one of these tools is the Mission Simulation Technique (MST). The MST provides a statistically weighted measure of situational awareness based on a battery of measures, which include explicit, or probe, type measures and subjective techniques. Flying performance, captured through variations in airspeed, is also factored in. The battery of measures offers a global assessment of situational awareness and is useful in evaluating, for example, a new cockpit design concept (e.g., a new avionics display) against a standard.

In conclusion, the development of situational awareness tools and techniques is only in its infancy and as such there are only a few to choose from. However, utilizing the basic framework as proposed by Fracker (1991), specialized probe questions and events/targets to measure can be developed specific to individual research objectives; that is, the researcher is not confined to just known measurement tools such as SART, SAGAT, SA-SWORD, etc. Vidulich et al., (1994) provides an annotated bibliography of over 200 papers that can be useful in investigating concepts and development of specialized situational awareness metrics and tools.

2.4 VIGILANCE.

The ability of flightcrews to maintain a constant focus of attention is a growing problem in today's advanced aircraft because of the increased levels of automation which shift flightcrews into a supervisory role from the active, manual role of the past. An assessment of recent reviews of the vigilance literature (see et al., 1994; Warm, 1993) and personal contacts with leading experts has resulted in a state-of-the-art database of information.

It was learned, however, that most vigilance research has been conducted in a strictly controlled laboratory environment in contrast to the operational research environment common to flight management (FM) research. There appears to be no documented vigilance assessment tools for the flightdeck research environment beyond direct observation methods, reaction time to respond to alarms/alerts, quality of decision making, etc. Two reasons for this deficiency have been cited in the literature. First, most vigilance tasks and associated assessment techniques that are implemented in the laboratory setting require stimulus event rates (number of alarms/signals per hour, etc.,) that would exceed those in a typical flight simulation environment. Stramler (1993) defines a vigilance type task to be:

A state in which an individual sustains a high level of attention in an attempt to detect a signal, a change in a signal, or a particular activity.

Secondly, in order for researchers to discover subtle changes in pilot behavioral effects, they need to minimize the number of concurrent operator tasks. In a multitask flight simulation environment, it would be difficult to pinpoint causal

effects due to uncontrolled or extraneous variables. As a result, the experiments are typically not representative of real-life tasks, let alone aviation-type tasks.

Those experiments which are representative are usually conducted during actual inflight operational settings. For example, Cabon et al., (1991), conducted a recent study in collaboration with Airbus Industrie to identify factors which can modify a flightcrews vigilance and performance during long-haul flights. They utilized a battery of physiological data (EKG, heart rate, and motor activity) and direct observation of aircrew tasks. Results revealed that generally low vigilance phases are identified around 30 minutes after takeoff, at the beginning of the cruise phase of flight, and during periods of low communication. A total of 43 of 50 planned flights were studied. Flights were achieved on different kinds of planes, including, the Airbus A320 and Boeing 747-400 and Douglas DC10.

Because of resources and the amount of cost involved, conducting inflight experiments is not always available to the everyday practitioner. Based on this assumption, one could also argue that this may also contribute to the low number of vigilance experiments conducted in operational settings. Given the lack of available tools in the aviation simulation setting, the rest of this section will emphasize some significant advancements in the area of vigilance research that deserve mentioning.

It has been stated (Dember and Warm 1979; Parasuraman, 1984) performance decrements observed during vigilance tasks are characteristic of operator underload conditions, or periods of low workload. However, a number of more recent published works (Warm et al., 1991; Becker et al., 1991 and 1992; Scerbo et al., 1992) have reexamined the effect that vigilance type tasks have on the human operator. Warm et al., (1991) provides the following discussion on the relation of vigilance and workload:

Vigilance tasks do not represent underload situations. Instead, the cost of mental operations in vigilance is substantial, with mental demand and frustration the primary contributors. Recognition of the workload characteristics of vigilance tasks may be helpful in understanding both vigilance performance and the stress associated with the need to sustain attention for long periods of time.

In the Warm, Becker and Scerbo studies, workload ratings were obtained in nonaviation type laboratory tasks with the NASA-TLX subjective workload rating scale (appendix A). The results of their studies have implications in the aviation environment. For example, reducing workload through automation, and therefore increasing the pilot's monitoring load may be counterproductive; it could be increasing workload—not reducing it.

Vigilance research has also shown that motivation (Dember et al., 1992) plays a major role in the ability of operators to perform well in vigilance type tasks (monitoring of automation, etc.). A motivational variable, choice, allows the operator to select among different opportunities for action. In a practical sense, a flightcrew that had a choice in what operations were manual versus automated would have a countermeasure to monitoring inefficiency (Parasuraman et al., 1994). In a dynamic automation environment, flightcrews would be more closely coupled to the system and would detect malfunctions/failures at a higher rate than with a constant, or static automation system. The ability of the flightcrew to tailor automation to specific needs is known as "adaptive automation." Morrison and Gluckman (1994) and Scerbo (1994) discuss recent concepts of adaptive automation that should be considered. Both articles provide discussion on a general framework for implementing adaptive automation concepts and address research based principles and guidelines for its use.

In addition to Scerbo (1994), two other recent published works on adaptive automation, such as Molloy and Parasuraman's (1992) and Singh's et al., (1993), provide references to tools which may be applicable to vigilance research. In all three articles, monitoring of failures was recorded in a crude flight-simulation task, a revised version of the MultiAttribute Task (MAT) Battery, developed by Comstock and Arnegard (1992). The MAT is a multitask flight simulation package comprising component tasks of tracking, system monitoring, fuel management, communications, and scheduling, each of which can be performed manually or under automation control. The MAT technique can be used to evaluate the effects of

various automation strategies on pilot's decision making and system monitoring capabilities. In addition to evaluating monitoring performance, Singh et al., (1993), measured operator individual differences with the Complacency Potential Rating Scale (CPRS) developed in an earlier study (Singh et al., 1992). The CPRS subjective rating scale measures operator complacency on four complacency-related dimensions: trust, confidence, reliance, and safety.

In summary, vigilance related research is typically reserved for the part-task laboratory environment. Related research disciplines, such as workload and adaptive automation, have yielded tools (e.g., MAT, CPRS, and NASA-TLX) that might prove valuable as research tools in the evaluations of Data Link related automation concepts.

3. STUDY CLASSIFICATIONS.

The second main objective of this research was to define how the measurement techniques/tools identified for workload, situational awareness and vigilance could best be allocated to the FAA Technical Center's pilot/crew performance studies. This section will be divided into two parts. The first part provides definitions of the various study classifications, and the second part provides information on how the various tools should be allocated to each study environment.

3.1 DEFINITIONS OF STUDY CLASSIFICATIONS.

There are three main types of study classifications envisioned to be used by the FAA during the conduct of their pilot/crew performance studies: part-task, full-mission, and end-to-end. Together, these classes represent the spectrum of behavioral test environments (excluding the operational flight test environment) contained in a systems engineering process to human performance assessment (Blanchard and Fabrycky, 1990).

The major underlying difference between the types of studies is the level of fidelity; as you move from part-task to end-to-end type evaluations the level of fidelity of the experiment, the cost and amount of time for preparation, and associated risk are increasing. Figure 1 provides a graphic of this trend.

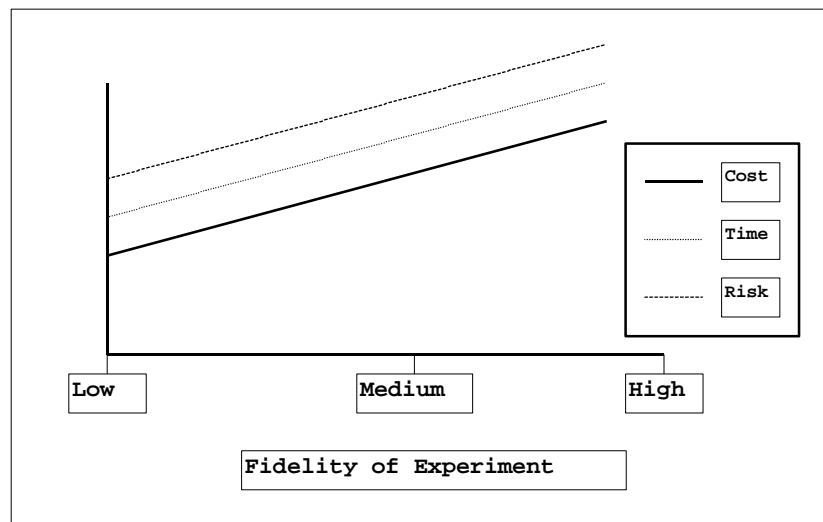


FIGURE 1. INCREASED COST, TIME AND RISK AS A LEVEL OF

EXPERIMENT FIDELITY

The FAA has already in place various research testbeds, such as the RCS and the high fidelity CSN. The CSN can be comprised of a number of external simulators, including the RCS, that can be remotely tied into the FAA's unique ATC simulation facilities. These test vehicles/platforms provide the capability to evaluate a variety of cockpit control/display system interface, operational, procedural and system level issues. The sections which follow define the characteristics of each study class.

3.1.1 *Part-Task Environment.*

Part-task studies are evaluations used to extract basic human behavior performance. Typically, mockups or scaled representations of the physical characteristics of equipment and systems are used. A mockup is a tool to assist development by enhancing conceptualization of the human machine interface and to evaluate functional, operational, and procedural issues. Furthermore, only a single subsystem, or component of the flightdeck is evaluated. For example, the mockup could be as simple as a two-dimensional cardboard representation of a control panel layout, or as sophisticated as a computer representation of the subsystem (ANSI/AIAA, 1992). The most elaborate mockup would be, for example, the system itself. Using the FMS Control Display Unit (CDU), for example, one could evaluate basic interface design issues; how the menus could be formatted, how they could be accessed, determine the types of errors made, and problems encountered by the operator. A series of part-task studies may be required before optimal format design is achieved or before the next level of evaluation is desired.

The sophistication level of the mockup required depends on the particular human behavior of interest. For example, simple interface characteristics such as color or font, may be evaluated on simple paper mockups. Conversely, more complex issues such as, location or reachability, may require a device such as the RCS. In conclusion, the more elaborate the mockup or representation is, the higher the face validity of the experiment.

3.1.2 *Full Mission Simulations.*

The full-mission simulation study is a level of fidelity higher than part-task studies, in that the focus is not on just one subsystem or component on the flightdeck; it is a multitask environment. In full-mission studies, the practitioner can assess combined operational, procedural, and integration issues that are not of interest, collectively, in part-task evaluations. The interaction of systems, the interaction and communication of flightcrews is more realistic. Studies can be tailored towards specific flight regimes, such as landing, takeoff or cruise, and/or the transitions between these environments. ATC functions do not need to be elaborate; the focus is on the flightdeck and the behaviors and performance of the flightcrew. Depending on what is being evaluated, ATC functions may not be necessary at all. When conducting Data Link studies some form of ATC representation needs to be included. However, a full-mission study does not require a high fidelity simulation testbed such as the FAA's ATC simulation network. High fidelity ATC simulation is reserved for end-to-end simulations which is discussed in the next section.

3.1.3 *End-to-End Simulations.*

Short of an actual flight test, an end-to-end simulation attempts to identify operational readiness of a proposed system. An end-to-end evaluation involves realistic and elaborate simulations of both ground and airborne operations and is used to investigate pilot and controller interactions in a fully scripted operational scenario. The fidelity of the simulation allows investigation of

operational, procedural, and integration issues from a system point of view, not necessarily just from the cockpit perspective.

3.2 MEASUREMENT BY STUDY CLASSIFICATION.

The task of selecting an appropriate and practical measure for a particular study classification can be a difficult task. First and foremost, proper allocation requires knowledge about the specific objectives of the test, that is, what specific human behavior is of interest. For example, if situational awareness measures are desired, proper allocation requires knowing the limitations and constraints of the test environment; if a simulator does not have "freeze" capability, then the class of explicit/probe situational awareness techniques (e.g., SAGAT) would not be possible.

Secondly, based on the discussion on vigilance, it was found that vigilance measures are geared towards part-task laboratory environments, with exception to the operational inflight test environment. However, it was concluded that tools from related disciplines (e.g., adaptive automation, complacency, workload) may be useful.

Third, there is also the subject of cost. Physiological measures of workload, for example, require specialized equipment that may not be available. Implementing the measures and analyzing the data may require an expert; obtaining such an expert may not be cost effective.

A fourth factor to consider, for example, is operational realism. End-to-end simulations, for example, are the highest fidelity study types; a measure that is intrusive or requires artificial measurement techniques such as a secondary task (e.g., fingertapping) would interfere with the pilot's flying task. Embedded secondary measures that use existing piloting type tasks would be the proper choice.

The aforementioned examples are only a few of the questions that might be considered in choosing an appropriate measure. To help simplify the complexities involved, two approaches are recommended and outlined. First, the information summarized in table 13 provides in convenient matrix form guidelines to follow in choosing a broad class of measures for the study classifications identified. Although no specific tools are mentioned in table 13, the guidelines should help in identifying if a particular class of workload, situational awareness and vigilance measures is appropriate. The guidelines are derived from knowledge obtained through review of the human performance literature and contacts with SMEs in the field. Note the caveats provided in table 13.

TABLE 13. MATRIX OF HUMAN PERFORMANCE MEASURES BY STUDY CLASSIFICATION

Human Performance Measure	Part-Task Environment	Full Mission Simulation	End-to-End Simulation
Workload			
Subjective	X ¹	X	X
Primary Task	X	X	X
Secondary Task	X	X	X ²
Physiological	X	X	
Situational Awareness			
Explicit	X ³	X	X
Implicit	X	X	X
Subjective	X ¹	X	X
Vigilance	X	X ⁴	X ⁴

¹ Limited on Generalizability of Results

² Embedded Secondary Task Only

³ 3-dimensional mockup (e.g., RCS) or part-task trainer required.

⁴ Extensive Resource Commitment Required. Simulation Time is Excessive

A second approach would be to utilize available expert systems. Recent advances in expert systems allow a user to interact with microcomputer based applications in selecting appropriate assessment techniques. Two tools, the Operator Workload Knowledge-based Expert System Tool (OWLKNEST, Hill and Harris, 1990) and the Workload Consultant for Field Evaluations (WC FIELDE, Casper et al., 1987) have been widely used in research and can be used. WC FIELDE is currently a tool available from CSERIAC'S product and services line. Although, OWLKNEST and WC FIELDE are designed to assist in determining an appropriate workload technique, the questions which are asked may determine, for example, the use of a post-test subjective situational awareness tool as opposed to a concurrent (during simulation) probe type technique. No expert tools for situational awareness or vigilance type measures were discovered in the literature.

Table 14 shows some example questions (11 total) which were extracted from 23 questions that formed the basis of the OWLKNEST expert system tool development program (Lysaght et al., 1989). Those selected were determined to be relevant to "operator-in-the-loop" evaluations. Note also in table 14 that a description is also provided of the reason why the questions are asked. Similar questions are contained in the WC FIELDE expert system tool.

TABLE 14. SOME QUESTIONS TO CONSIDER IN SELECTING AN APPROPRIATE

WORKLOAD MEASURE

Question that may be asked	Reason for the question
1. What is the time frame in which the workload analysis must be complete?	Determine the impact of the analysis time frame on techniques selected, e.g., if time is short use subjective techniques.
2. What computer software facilities are available?	If no software exists, then use pencil and paper subjective techniques.
3. What sort of laboratory facilities are available for empirical work?	Some empirical techniques require specialized facilities or equipment. Primary and secondary techniques may require equipment to present tasks and record responses. Subjective techniques may use computers or paper and pencil. Physiological techniques may require equipment, such as sensors, to record physical responses.
4. What staff support is available either in house or through another organization?	It is necessary to have the expertise (or the expert) available on various topics.
5. How much staff or manpower is available to do the workload analysis?	Certain empirical techniques are very labor intensive. Certain techniques are more flexible than others in terms of manpower requirements.
6. Why is workload assessment being done?	The reason (e.g., comparison of two or more candidate systems, examination of individual differences) assessment is being done will influence the types of techniques used
7. Is this a derivative system or a brand new one?	If it is a derivative system then the system can probably be tested in a generic simulator using the old simulation model with mock-ups of the new operator controls and procedures.
8. What are the primary measures of human performance in the system?	Primary measures are time, accuracy (or error), both time and accuracy. fine structure of behavior.
9. What operator performance characteristics are relevant to the Particular man-machine system?	Categories of behavior expected to be influenced by the man-machine system: Perceptual, Mediatlional, Communication, mediational or communication processes
10. Can the operator be interrupted during a mission or are there blocks of time during the mission in which the operator can fill out forms.?	Subjective measures require some time for filling out the rating forms. If the operator cannot be interrupted, then it is better to video tape the session and have the ratings completed later.
11. Does the operator have spare time to do other things at various points in the mission?	Secondary tasks may be used if there is some spare time.

(Source: Lysaght et al., 1989)

In conclusion, the two approaches identified can help in determining the most appropriate technique. With regards to table 13 it appears that (except for a few exceptions) any workload, situational awareness, and vigilance assessment technique can be employed in any study class identified. However, practitioners must be careful in interpreting data from part-task simulations; the more artificial the test environment is the less amount of confidence in generalizing the collected data

to the real-world (Mitman et al., 1994b). Conversely, sacrificing measurement control (part-task) in lieu of operational realism (end-to-end) can invite additional problems, namely, problems associated with the control of unwanted, unrealized variables that can affect your data. To this end, the solution would be to utilize all types of study classifications in the research, design, and evaluation of aviation system concepts.

4. FLIGHTCREW DATA REQUIREMENTS.

The third main objective of this research was to determine a set of criteria or guidelines in selecting pilot subjects for evaluation. A number of factors, such as experience level, differences in type rating, number of flightcrews, etc., were extracted from the literature and are reported in the following. Bulleted items refer to recommended guidelines which are followed by supporting comments from the research literature.

Guidelines

- Studies which are conducted in a simulator, such as a full-mission or end-to-end evaluation, should employ if possible current type rated pilots in the aircraft being evaluated.

However, because of cost and time constraints, it may not be possible to obtain current type rated pilots in that aircraft. In this case, personnel that are essentially equivalent in terms of training and skill level should be used (ANSI/AIAA, 1992). If this should fail, then consider restructuring the tasks to be measured, such that special experience or particular pilot attributes are not required.

- If the focus is on a particular type subsystem or display, then experience with that system would prove beneficial.

However, some concerns have been expressed with regards to use of only highly trained or experienced subjects, in the evaluations of new and/or prototype display systems. These users may experience little or no problems with the system and therefore results would not be indicative or representative of how the system really is. Jorna, 1992, reports that using newly trained subjects or less-experienced pilots in evaluating prototype systems may be better because they are relatively free of experience biases.

Fracker, 1991, points out that "if experienced or only partially trained operators are included in a study, the correlation between measured 'situational awareness' and the criterion may appear low for reasons that have nothing to do with the Situational Awareness (SA) metric itself." Therefore, the best solution is to use a broad level of experience levels, both highly trained (e.g., computer smart) and naive users. However, at the end of the study, a differential analysis of the two groups might prove useful.

Based on the review of the literature, it was never explicitly stated what amount of flight hours denotes an "experienced" pilot versus a "nonexperienced" pilot. For practical considerations, and for use as a general guideline, CSERIAC recommends at least 1000 hours flight time. This is only a general guideline and as such other factors may need to be considered, for example, specific equipment time, captain versus first-officer time, individual aircraft time, etc.

- Subjects that are type rated in the same aircraft, but represent different airlines, is acceptable.

The above guideline depends in part on the degree of difference between two company's aircraft configurations and the specific component(s) being studied. If more than one component is being measured, than the differences between two aircraft configurations is more important. For example, one airline might exercise automation

levels at a higher rate than others. In any case, some investigation into airline procedures prior to the test would prove useful. Prior to a study conducted by Battiste and Bortolussi (1988), difference training was conducted to acquaint 19 airline captains with a Delta configured Boeing 727. The number of hours required for difference training varied from 2 to 4 hours and continued until all subjects were at a common level of awareness. If the required amount of training exceeds time and budget constraints, then perhaps pilots from the same company should be used.

- More than one crew is necessary in any evaluation.

It is not acceptable to have only one crew as test subjects. This is because a single crew may, for unknown reasons, have certain peculiarities that judge the design atypical (ANSI/AIAA, 1992). An absolute minimum of two crews is necessary, and more than two are desirable, especially when evaluating designs in an operational setting.

General Comments

A review of the literature did not uncover any guidelines on the issues of age and gender. In both cases, consideration should be given to the amount of experience only and to what type of aircraft, subsystems, etc., they have experience with. However, a point worth mentioning is that in limited observation and discussion older pilots tend to not accept new technology as do younger pilots. Based on this notion, the selection of pilot subjects should represent pilots of all ages and different training emphasized.

Depending on pilot experience levels and associations with different airlines, a sufficient amount of training may be conducted prior to a study or evaluation. The training or shakedown phase serves two purposes (1) it ensures that all study participants are trained in a similar way and up to a certain level, and (2) it provides immediate feedback to the practitioner whether a certain subject would qualify as a test participant in subsequent data collection exercises. In human factors performance research pilots must be trained to a point where there is little continued improvement, or until an asymptotic level of performance is achieved (ANSI/AIAA, 1992).

To conclude, a recent historical review of the human factors literature (Moroney and Reising, 1992) was conducted to assess various characteristics of subjects employed in human factors experiments. The results revealed that approximately 41 percent of the articles provided inadequate detail on how experimental subjects were selected. It would appear that this is an inadequacy in the human factors research industry.

As a way to build upon the set of flightcrew data requirements and guidelines, CSERIAC will establish a database of pilot subject characteristics. The database will contain subject characteristics of pilot/crew personnel used in past and future data link system studies. Correlations between subject characteristics and performance, workload, situational awareness, etc., will be drawn where possible and justifiable. Additionally, any interesting facts or observations will also be recorded.

5. SUMMARY.

To summarize, an extensive literature search utilizing CSERIAC in-house and local capabilities was conducted to determine state-of-the-art human performance measures in the area of workload, situational awareness, and vigilance. Having obtained various tools, guidelines were then created to determine (1) how these tools should be allocated to study classifications envisioned to be used by the FAA, and (2) what pilot subject characteristics should be considered prior to conducting an evaluation.

As a result of this effort, over 190 references and over 10 personal contacts with experts in the field were made. At least two documents deserve special mentioning

as they were cited frequently in the handbook. They were (1) Operator Workload: Comprehensive Review and Evaluation of Operator Workload Methodologies (Lysaght, et al., 1989), and (2) Guide to Human Performance Measurements (ANSI/AIAA, 1992).

As expected, it was found that more tools/techniques exist for workload measures as opposed to the other human performance measures reviewed. However, it was revealed that a few workload techniques (SWORD, NASA-TLX embedded secondary task, etc.,) are adaptable to both situational awareness and vigilance studies. Furthermore, related disciplines, such as adaptive automation and complacency, uncovered tools (e.g., MAT, CPRS) that can also be adapted to FAA human factors Data Link research. Continued awareness with regards to these disciplines will be emphasized and any new developments will be noted.

Future recommendations are to continue updating this handbook as new tools and techniques become available, especially in the area of situational awareness and vigilance. Both areas are topics which are recently receiving the most attention.

To conclude, the database of pilot subject selection criteria will be maintained as an active database; results, ideas, etc., from future FAA Data Link human factors research will be recorded. The network of human performance experts in the field will be strengthened through continued conversations, visits, and associations at various meetings and symposia.

6. REFERENCES.

- American National Standard (1992). Guide to Human Performance Measurements. ANSI/AIAA G-035-1992. American Institute of Aeronautics and Astronautics, Washington, DC.
- Battiste, V., and Bortolussi, M. (1988). Transport Pilot Workload: A Comparison of Two Subjective Techniques. In Proceedings of the Human Factors Society 32nd Annual Meeting, pages 150-154. Santa Monica, CA: Human Factors Society.
- Becker, A. B., Warm, J. S., Dember, W. N., Hancock, P. A. (1991). Effects of Feedback on Perceived Workload in Vigilance Performance. In Proceedings of the Human Factors Society 35th Annual Meeting, pages 1491-1494. Santa Monica, CA: Human Factors Society.
- Becker, A. B., Warm, J. S., Dember, W. N., Sparnall, J., DeRonde, L., and Hancock, P. A. (1992). Effects of Aircraft Noise on Vigilance Performance and Perceived Workload. In Proceedings of the Human Factors Society 36th Annual Meeting, pages 1513-1517. Santa Monica, CA: Human Factors Society.
- Blanchard, B. S., and Fabrycky, W. J. (1991). Bringing Systems Into Being. In Fabrycky, W. J. and Mize, J. H. (Eds.), Systems Engineering and Analysis, 2nd ed. Englewood Cliffs, NJ: Prentice Hall.
- Blanchard, R E. (1993). Situation Awareness - Transition From Theory to Practice. In Proceedings of the Human Factors and Ergonomics Society 37th Annual Meeting, pages 39-42. Santa Monica, CA: Human Factors Society.
- Bolstad, C. A. (1991). Individual Pilot Differences Related to Situation Awareness. In Proceedings of the Human Factors Society 35th Annual Meeting, pages 52-56. Santa Monica, CA: Human Factors Society.
- Cabon, PH., Mollard, R., Coblentz, A., Fouillot, J. P., Stouff, C., and Molinier, G. (1991). Vigilance of Aircrews During Long-Haul Flights. In Proceedings of the 6th International Symposium on Aviation Psychology, Vol 2, pages 799-804. Columbus, OH: Ohio State University.
- Casper, P., Shively, R., and Hart, S. (1987). Decision Support for Workload Assessment: Introducing WC FIELDE. In Proceedings of the Human Factors Society 31st Annual Meeting, pages 72-76. Santa Monica, CA: Human Factors Society.
- Christ, R E., Hill, S. G., Byers, J. C., Iavecchia, H. M., Zaklad, A. L., Bittner, A. C. (1993). Application and Validation of Workload Assessment Techniques. Technical Report 974. United States Army Research Institute for the Behavioral and Social Sciences, Alexandria, VA.
- Comstock, J. R., and Arnegard, R. J. (1992). The Multi-Attribute Task Battery for Human Operator Workload and Strategic Behavior Research. NASA-1 M- 104174. Hampton, VA: NASA Langley Research Center.
- Coren, S., Porac, C., and Ward, L. M. (1984). Sensation & Perception, 2nd ed., Orlando, FL: Academic Press, Inc.
- Corwin, W. H., Biferno, M. A., Metalis, S. A., Johnson, J. E., Sandry-Garza, D. L., Boucek, Jr., G. P. and Logan, A. L. (1988). Assessment of Crew Workload Procedures in Full Fidelity Simulation. SAE Technical Paper Series 881383. Society of Automotive Engineers, Warrendale, PA.
- Corwin, W. H., Sandry-Garza, D. L., Biferno, M. H., and Boucek, Jr., G. P. (1989). Assessment of Crew Workload Measurement Methods, Techniques and Procedures, Vol II: Guidelines for the Use of Workload Assessment Techniques in Aircraft Certification. WRDC-TR-89-7006 Volume II, AD-A217 067. Cockpit Integration Directorate, Wright Research and Development Center, Air Force Systems Command, WPAFB, OH.
- Dember, W. N., and Warm, J. S. (1979). Psychology of Perception (2nd ed). New York: Holt, Rinehart & Winston.

- Dember, W. N., Galinsky, T. L., and Warm, J. S. (1992). The Role of Choice in Vigilance Performance. In *Bulletin of the Psychonomic Society*, 30 (3), pages 201-204. Psychonomic Society, Inc.
- Eggemeier, F. T. (1987). Workload Metrics for System Evaluation. In H. M. Fiedler (Ed.), *Proceedings of the DOD Workload Assessment Workshop*, AD-A185 650, pages 9-24. Naval Underwater Systems Center, Newport, RI.
- Eggemeier, F. T., and Wilson, G. F. (1991). Performance-Based and Subjective Assessment of Workload in Multi-task Environments. In D. L. Damos (Ed.), *Multiple-Task Performance*. London: Taylor and Francis, Ltd.
- Eggemeier, F. T., Biers, D. W., Wickens, C. D., Andre, A. D., Vreuls, D., Billman, E. R., and Schueren, J. (1990). Performance Assessment and Workload Evaluation Systems: Analysis of Candidate Measures. HSD-TR-90-023, AD-B 150 284. Human Systems Division, Air Force Systems Command, Brooks AFB, TX.
- Endsley, M. R. (1988). Situation Awareness Global Assessment Technique (SAGAT). In *NAECON: Proceedings of the IEEE National Aerospace and Electronics Conference, 1988*, Vol 3, pages 789-795. Dayton, OH.
- Endsley, M. R. (1990). Predictive Utility of an Objective Measure of Situation Awareness. In *Proceedings of the Human Factors Society 34th Annual Meeting*, pages 41-45. Santa Monica, CA: Human Factors Society.
- Fracker, M. I., and Davis, S. A. (1990). Measuring Operator Situation Awareness and Mental Workload. In *Proceedings of the Fifth Mid-Central Ergonomics/Human Factors Conference*. Dayton, OH: University of Dayton.
- Fracker, M. L., and Davis, S. A. (1991). Measures of Situation Awareness: Review and Future Directions (U). AL-TR-1991-0128, AD-A262 672. Armstrong Labs Crew Systems Directorate Human Engineering Division, WPAFB, OH.
- Gevins, A. S., and Leong, H. M. F. (1992). Mental Workload Assessment in the Cockpit: Feasibility of Using Electrophysiological Measurements: Phase I Final Technical Report. AD-A254 138. Directorate of Life Sciences, Bolling AFB, DC.
- Grenell, J. F., Kramer, A. F., Sirevaag, E. J., and Wickens, C. D. (1991). Advanced Workload Assessment Techniques for Engineering Flight Simulation. In *Proceedings of the American Helicopter Society 47th Annual Forum*, Vol 2, pages 1443-1454, May 6-8, 1991, Phoenix, AZ.
- Hahn, E. C., and Hansman, R. J., Jr. (1992). Experimental Studies on the Effect of Automation on Pilot Situational Awareness in the Datalink ATC Environment, SAE Paper No. 922022. In *Enhanced Situation Awareness Technology for Retrofit and Advanced Cockpit Design*, SAE SP-933. Warrendale, PA: Society of Automotive Engineers.
- Hill, S. G., and Harris, R. M. (1990). OWLKNEST: A Knowledge-Based Expert System for Selecting Operator Workload Techniques. In Karwowski, W., Genaidy, A.M., and Asfour, S. S. (Eds.), *Computer-Aided Ergonomics*. London: Taylor & Francis, Ltd.
- Jorna, P. G. A. M. (1992). Operator Workload as a Limiting Factor in Complex Systems. NLR TP 91169, AD-B 169 112. National Aerospace Laboratory, NLR, Amsterdam, The Netherlands.
- Kibbe, M. P. (1988). Information Transfer From Intelligent EW Displays. In *Proceedings of the Human Factors Society 32nd Annual Meeting*, pages 107-110. Santa Monica, CA: Human Factors Society.
- Kramer, A F. (1991). Physiological Metrics of Mental Workload: A Review of Recent Progress. In D.L. Damos (Ed.), *Multiple-Task Performance*. London: Taylor and Francis, Ltd.
- LeMay, M., and Comstock, Jr., J. R. (1990). An Initial Test of a Normative Figure of Merit for the Quality of Overall Task Performance. In *Proceedings of the Human Factors Society 34th Annual Meeting*, pages 81-85. Santa Monica, CA: Human Factors Society.
- Lysaght, R J., Hill, S. G., Dick, A. O., Plamondon, B. D., Linton, P. M., Wierwille, W. W., Zaklad, A. L., Bittner, Jr., A. C., and Wherry, R. J. (1989). Operator

Workload: Comprehensive Review and Evaluation of Operator Workload Methodologies. Technical Report 851, AD-A212 879. United States Army Research Institute for the Behavioral and Social Sciences, Alexandria, VA.

Metalis, S. A. (1993). Assessment of Pilot Situational Awareness: Measurement via Simulation. In Proceedings of the Human Factors and Ergonomics Society 37th Annual Meeting, pages 113-117. Santa Monica, CA: Human Factors Society.

Mitman, R., and Reynolds, M. (1994a). An Analysis of Flight Simulation Fidelity Requirements for Human Factors Research. CSERIAC-FAA-TR-94/6. Dayton, OH: Crew System Ergonomics Information Analysis Center.

Mitman, R., Neumeier, M., and Reynolds, M. (1994b). A Handbook of Sample Size and Generalization Requirements for Statistical Significance in Flight Simulation Research. CSERIAC-FAA-TR-94-07. Dayton, OH: Crew System Ergonomics Information Analysis Center.

Molloy, R., and Parasuraman, R. (1992). Monitoring Automation Failures: Effects of Automation Reliability and Task Complexity. In Proceedings of the Human Factors Society 36th Annual Meeting, pages 1518-1521. Santa Monica, CA: Human Factors Society.

Moroney, W. F., and Reising, J. (1992). Subjects in Human Factors: Just Who Are They? In Proceedings of the Human Factors Society 36th Annual Meeting, pages 1227-1231. Santa Monica, CA: Human Factors Society.

Morrison, J. G., and Gluckman, J. P. Definitions and Prospective Guidelines for the Application of Adaptive Automation. In Mouloua, M., and Parasuraman, R. (Eds.), Human Performance in Automated Systems: Current Research and Trends. Hillsdale, NJ: Erlbaum.

Parasuraman, R. (1984). The Psychobiology of Sustained Attention. In Warm, J. S. (Ed.), Sustained Attention in Human Performance, pages 61-101. Chichester, England: Wiley.

Parasuraman, R., Mouloua, M., and Molloy, R. (1994). Monitoring Automation Failures in Human-Machine Systems. In Mouloua, M. and Parasuraman, R. (Eds.), Human Performance in Automated Systems: Current Research and Trends. Hillsdale, NJ: Erlbaum.

Reynolds, M. (1994). Certification Of The Data Link Installation Within the AVIA Boeing 727-100 Flight Simulator in Accordance with FAA Notice 8110.50, Guidelines For Airworthiness Approval Of Airborne Data Link Systems And Applications. CSERIAC-FAA-TR-94-06. Dayton, OH: Crew System Ergonomics Information Analysis Center.

Sandry-Garza, D. L., Boucek Jr., G. P., Logan, A. L., Biferno, M. A., and Corwin, W. H. (1987). Transport Aircraft Crew Workload Assessment-Where Have We Been and Where Are We Going. SAE Technical Paper Series 871769. Society of Automotive Engineers, Warrendale, PA.

Sarter, N. B., and Woods, D. D. (1994). Pilot Interaction With Cockpit Automation II: An Experimental Study of Pilots' Model and Awareness of the Flight Management System. In The International Journal of Aviation Psychology, 4, 1-28.

Scerbo, M. W. (1994). Implementing Adaptive Automation in Aviation: The Pilot-Cockpit Team. In Mouloua, M. and Parasuraman, R. (Eds.), Human Performance in Automated Systems: Current Research and Trends. Hillsdale, NJ: Erlbaum.

Scerbo, M. W., Greenwald, C. Q., and Sawin, D. A. (1992). Vigilance: It's Boring, It's Difficult, And I Can't Do Anything With It. In Proceedings of the Human Factors Society 36th Annual Meeting, pages 1508-1512. Santa Monica, CA: Human Factors Society.

See, J. E., Howe, S. R., Warm, J. S., and Dember, W. N. (1994). The Vigilance Decrement and Observer Sensitivity: A Meta-Analysis. In Mouloua, M. and Parasuraman, R. (Eds.), Human Performance in Automated Systems: Current Research and Trends. Hillsdale, NJ: Erlbaum.

- Shingledecker, C. A., and Crabtree, M. S. (1982). Subsidiary Radio Communications Tasks for Workload Assessment in R&D Simulations: II. Task Sensitivity Evaluation. AFAMRL-TR-82-57. Wright-Patterson AFB, OH: Aerospace Medical Research Laboratory
- Singh, I. L., Molloy, R., and Parasuraman, R. (1993). Individual Differences in Monitoring Failures of Automation. In *The Journal of General Psychology*, 120(3), pages 357-373. Washington, DC: Heldref Publications.
- Singh, I. L., Molloy, R., Parasuraman, R., and Parasuraman, S. (1992). Development and Validation of a Scale of Automation-Induced "Complacency." In *Proceedings of the Human Factors Society 36th Annual Meeting*, pages 22-25. Santa Monica, CA: Human Factors Society.
- Stramler, J. H. (1993). *The Dictionary for Human Factors Ergonomics*. Boca Raton, FL: CRC Press, Inc.
- Sullivan, C., and Blackman, H. S. (1991). Insights into Pilot Situation Awareness Using Verbal Protocol Analysis. In *Proceedings of the Human Factors Society 35th Annual Meeting*, pages 57-61. Santa Monica, CA: Human Factors Society.
- Tsang, P. S., and Velazques, V. L. (1993). Subjective Workload Profile. In *Proceedings of the 7th International Symposium on Aviation Psychology, Vol 2*, pages 859-864. Columbus, OH: Ohio State University and Association of Aviation Psychologists.
- Veltman, J. A., and Gaillard, A. W. K. (1993). Evaluation of Subjective and Physiological Measurement Techniques for Pilot Workload. TNO Report IZF 1993 A-S, AD-B 174 527. TNO Institute for Perception, Soesterberg, The Netherlands.
- Vidulich, M., Dominguez, C., Vogel, E., and McMillan, G. (1994). Situation Awareness: Papers and Annotated Bibliography (U). AL/CF-TR-1994-0085. Crew Systems Directorate Human Engineering/Crew Technology Divisions, Air Force Material Command, Wright-Patterson Air Force Base.
- Vikmanis, M. M. (1989). Advances in Workload Measurement for Cockpit Design Evaluation. In *AGARD Conference Proceedings, No. 425*. Advisory Group for Aerospace Research & Development, Neuilly Sur Seine, France.
- Warm, J. S. (1993). Vigilance and Target Detection. In Huey, B. M. and Wickens, C. D. (Eds.), *Workload Transition: Implications for Individual and Team Performance*. Washington, DC: National Academy Press.
- Warm, J. S., Dember, W. N., Gluckman, J. P., and Hancock P. A. (1991). Vigilance and Workload. In *Proceedings of the Human Factors Society 35th Annual Meeting*, pages 980-981. Santa Monica, CA: Human Factors Society.
- Wickens, C. D. (1980). The Structure of Attentional Resources. In R Nickerson (tEd.), *Attention and Performance VIII*. Hillsdale, NJ: Erlbaum.
- Wierwille, W. W., and Eggemeier, F. T. (1993). Recommendations for Mental Workload Measurement in a Test and Evaluation Environment. *Human Factors*, 35(2), 263-281.
- Wilson, J. R., and Corlett, E. N. (Eds.) (1990). *Evaluation of Human Work: A Practical Ergonomics Methodology*. London: Taylor and Francis, Ltd.

7. LIST OF ABBREVIATIONS.

AFB	Air Force Base
AHP	Analytical Hierarchy Process
AIAA	American Institute of Aeronautics and Astronautics
ANSI	American National Standards Institute
ATC	Air Traffic Control
CDU	Control Display Unit
CEP	Evoked Cortical Potentials
CFF	Critical Flicker Frequency
CPRS	Complacency Potential Rating Scale
CSERIAC	Crew System Ergonomics Informatin Analysis Center
CSN	Cockpit Simulator Network
DOD	Department of Defense
DOT	Department of Transportation
DTIC	Defense Technical Information Center
ECG	Electrocardiogram
EDA	Electrodermal Activity
EEG	Electroencephalographic Activity
EKG	Electrocardiogram
EMG	Electromyographic Activity
ERP	Event Related Potentials
FAA	Federal Aviation Administration
FMS	Flight Management System
FOM	Figure-Of-Merit
HRV	Heart Rate Variability
ILS	Instrument Landing System
IPT	Interval Production Task
MAT	Multi-Attribute Task Battery
MEG	Magnetoencephlographic Activity
NASA	National Aeronautics and Space Administration
NASA-TLX	NASA Task Load Index
NTIS	National Technical Information Service
NTTC	National Technology Transfer Center
ORTA	Office of Research and Technology Assessment
OW	Overall Workload
OWLKNEST	Operator Workload Knowledge-Based Expert System Tool
PET	Positron Emission Tomography
POSWAT	Pilot Objective/Subjective Workload Assessment Technique
PSE	Pilot Subjective Evaluation
RCBF	Regional Cerebral Blood Flow
RCS	Reconfigurable Cockpit System
RWR	Radar Warning Receiver
SA	Situational Awareness
SAGAT	Situational Awareness Global Assessment Technique
SART	Situational Awareness Rating Technique
SME	Subject Matter Expert
SWAT	Subjective Workload Assessment Technique
SWORD	Subjective Workload Dominance Technique
TGF	Target Generation Facility
TPM	Technical Program Manager

VTOL Vertical Takeoff and Landing
WC FELDE Workload Consultant for Field Evaluations
WCVTE Workload/Compensation/Interference/Technical
Effectiveness
WPAFB Wright-Patterson Air Force Base

APPENDIX A

DESCRIPTION OF MEASUREMENT TOOLS AND TECHNIQUES

APPENDIX A. DESCRIPTION OF MEASUREMENT TOOLS AND TECHNIQUES

TABLE OF CONTENTS

SUBJECTIVE WORKLOAD ASSESSMENT TECHNIQUES

Analytical Hierarchy Process	A-3
Bedford Workload Scale.....	A-5
Cooper-Harper Rating Scale.....	A-7
Crew Status Survey.....	A-8
Dynamic Workload Scale.....	A-10
Equal-Appearing Intervals	A-11
Flight Workload Questionnaire.....	A-12
Hart and Hauser Rating Scale.....	A-13
Honeywell Cooper-Harper Rating Scale.....	A-14
Magnitude Estimation	A-15
Modified Cooper-Harper Rating Scale.....	A-16
NASA Bipolar Rating Scale	A-18
NASA Task Load Index.....	A-20
Overall Workload Scale.....	A-24
Pilot Objective/Subjective Workload Assessment Technique.....	A-25
Pilot Subjective Evaluation.....	A-26
Subjective Workload Assessment Technique	A-27
Subjective Workload Dominance Technique.....	A-30
Workload/Compensation/Interference/Technical Effectiveness.....	A-31

SITUATIONAL AWARENESS ASSESSMENT TECHNIQUES

Crew Situational Awareness.....	A-32
Situational Awareness Global Assessment Technique	A-33
Situational Awareness Rating Technique	A-34
Bibliography.....	A-36

Caveat: The narrative descriptions provided for both the workload and situational tools are as provided in the Guide to Human Performance Measurements, American National Standards Institute (ANSI)/American Institute of Aeronautics and Astronautics (AIAA), 1992. Only those tools considered to be valuable to the FAA planned data link human performance research studies are contained in this appendix.

LIST OF FIGURES

Figure A1: AHP Rating Scale.....	A-3
Figure A2: Bedford Workload Scale.....	A-5
Figure A3: Cooper-Harper Rating Scale	A-7
Figure A4: Crew Status Survey.....	A-9
Figure A5: Dynanic Workload Scale.....	A-10
Figure A6: Hart and Hauser Rating Scale	A-13
Figure A7: HoneyweU Cooper-Harper Rating Scale.....	A-14
Figure A8: Modified Cooper-HarperRating Scale.....	A-16
Figure A9: NASA Bipolar Rating Scale	A-19
Figure A10: NASA TLX Rating Sheet	A-21
Figure A11: Pilot Subjective Evaluation Scale	A-26
Figure A12: The WCI/IE Scale Matrix	A-31

LIST OF TABLES

Table A1: Definitions of AHP Scale Descriptors.....	A-3
Table A2: NASA Bipolar Rating-Scale Definitions	A-18
Table A3: Rating-Scale Definitions.....	A-20
Table A4: SWAT Scales.....	A-27
Table A5: Definitions of SART Rating Scales.....	A-34

Analytical Hierarchy Process

General description - The analytical hierarchy process (AHP) uses the method of paired comparisons to measure workload. Specifically, subjects rate which of a pair of conditions has the higher workload. All combinations of conditions must be compared. Therefore, if there are n conditions, the number of comparisons is $0.5n(n-1)$.

Strengths and limitations - Lidderdale (1987) found high consensus in the ratings of both pilots and navigators for a low-level tactical mission. Complex mathematical procedures must be employed (Lidderdale, 1987; Lidderdale and King, 1985; Saaty, 1980). Budescu, Zwick, and Rapoport (1986) provide critical value tables for detecting inconsistent judgments and subjects. Vidulich and Tsang (1987) concluded that AHP ratings were more valid and reliable than either an overall workload rating or NASA-TLX. Vidulich and Bortolussi (1988a) reported that AHP ratings were more sensitive to attention than secondary reaction times. Vidulich and Tsang (1988) reported high test/retest reliability.

Data requirements - Four steps are required to use the AHP. First, a set of instructions must be written. A verbal review of the instructions should be conducted after the subjects have read the instructions to ensure their understanding of the task. Second, a set of evaluation sheets must be designed to collect the subjects' data. An example is presented in Figure A1. Each sheet has the two conditions to be compared in separate columns, one on the right side of the page, the other

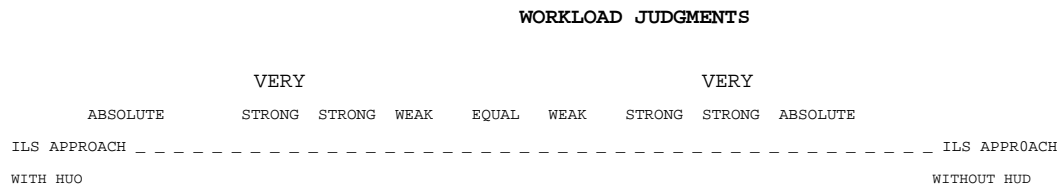


Figure A1: AHP Rating Scale

on the left. A 17-point rating scale is placed between the two sets of conditions. The scale uses five descriptors in a pre-defined order and allows a single point between each for mixed ratings (see Figure A1). Vidulich (1988) defined the scale descriptors (see Table A1). Third, the date

Table A1: Definitions of AHP Scale Descriptors

EQUAL	The two task combinations are absolutely equal in the amount of workload generated by the simultaneous tasks.
WEAK	Experience and judgment slightly suggest that one of the combinations of tasks has more workload than the other.
STRONG	Experience and judgment strongly suggest that one of the combinations has higher workload. One task combination is strongly dominant in the amount of workload, and this dominance is clearly demonstrated in practice.
VERY STRONG	
ABSOLUTE	The evidence supporting the workload dominance of one task combination is the highest possible order of affirmation (adapted from Vidulich, 1988,p.5).

must be scored. The scores range from + 8 (absolute dominance of the left-side condition over the right-side condition) to -8 (absolute dominance of the right-side condition over the left-side condition). Finally, the scores are input, in matrix form, into a computer program. The output of this program is a scale weight for each condition and three measures of goodness of fit.

Thresholds - Not stated.

A-4

Bedford Workload Scale

General description - Roscoe (1984) described a modification of the Cooper-Harper scale created by trial and error with the help of test pilots at the Royal Aircraft Establishment at Bedford, England. The Bedford Workload Scale retained the binary decision tree and the four- and ten-rank ordinal structures of the Cooper-Harper scale (see Figure A2). The three-rank ordinal structure asked pilots to assess whether: (1) it was possible to complete the task, (2) the workload

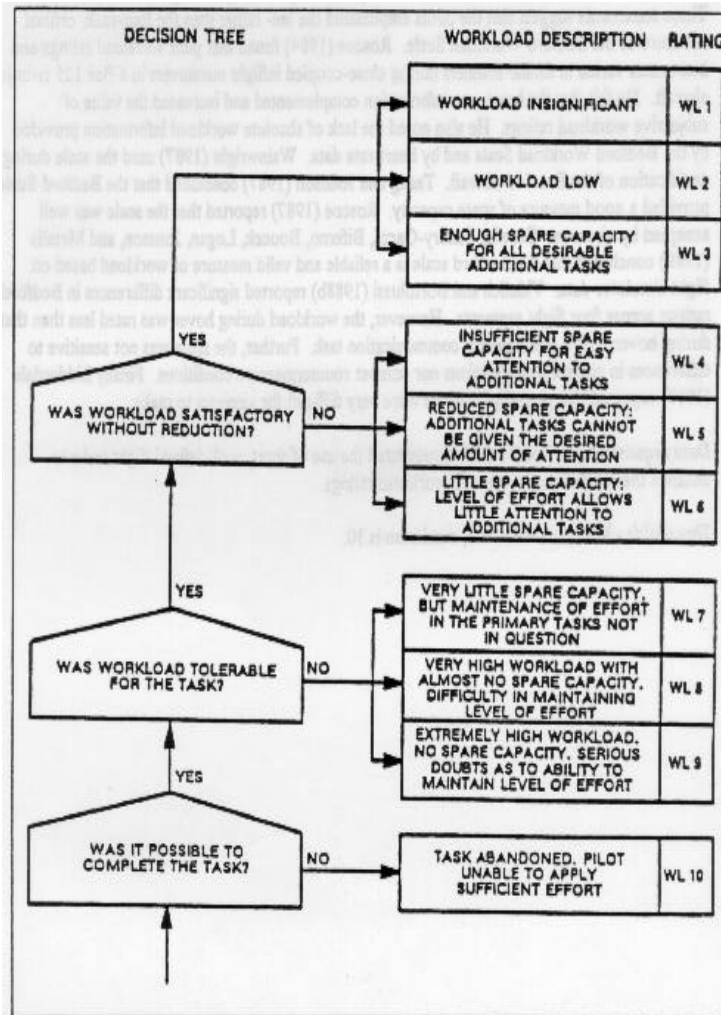


Figure A2: Bedford Workload Scale

was tolerable, and (3) the workload was satisfactory without reduction. The rating-scale end points were; workload insignificant to task abandoned. In addition to the structure, the Cooper-Harper (1969) definition of pilot workload was used: ". . . the integrated mental and physical effort required to satisfy the perceived demands of a specified flight task." The concept of spare capacity was used to help define levels of workload.

Strengths and limitations - The Bedford Workload Scale was reported to be welcomed by pilots. Roscoe (1984) reported that pilots found the scale "easy to use without the need to always refer to the decision tree." He also noted that it was necessary to accept ratings of 3.5 from the pilots. These statements suggest that the pilots emphasized the ten- rather than the four-rank, ordinal structure of the Bedford Workload Scale. Roscoe (1984) found that pilot workload ratings and heart rates varied in similar manners during close-coupled inflight maneuvers in a Bae 125 twin-jet aircraft. He felt that the heart-rate information complemented and increased the value of subjective workload ratings. He also noted the lack of absolute workload information provided by the Bedford Workload Scale and by heart-rate data Wainwright (1987) used the scale during certification of the Bae 146 aircraft. Tsang and Johnson (1987) concluded that the Bedford Scale provided a good measure of spare capacity. Roscoe (1987) reported that the scale was well accepted by aircrews. Corwin, Sandry-Garza, Bifemo, Boucek, Logan, Jonsson, and Metalis (1989) concluded that the Bedford scale is a reliable and valid measure of workload based on flight simulator data. Vidulich and Bortolussi (1988b) reported significant differences in Bedford ratings across four flight segments. However, the workload during hover was rated less than that during hover with a simultaneous communication task. Further, the scale was not sensitive to differences in control configurations nor combat countermeasure conditions. Finally Lidderdale (1987) reported that post-flight ratings were very difficult for aircrews to make.

Data requirements - Roscoe (1984) suggested the use of short, well-defined flight tasks to enhance the reliability of subjective workload ratings.

Thresholds - Minimum value is 1, maximum is 10.

Cooper-Harper Rating Scale

General description - The Cooper-Harper Rating Scale is a decision tree that uses adequacy for the task, aircraft characteristics, and demands on the pilot to rate handling qualities of an aircraft (see Figure A3).

Strengths and limitations - The Cooper-Harper Rating Scale is the current standard for evaluating aircraft handling qualities. It reflects differences in both performance and workload and is behaviorally anchored. It requires minimum training, and a briefing guide has been developed (see Cooper and Harper, 1969, pp. 34-39). Cooper-Harper ratings have been sensitive to variations in controls, displays, and aircraft stability (Crabtree, 1975; Krebs and Wingert, 1976; Labacqz and Aiken, 1975; and Schultz, Newell, and Whitbeck, 1970). Conner and Wierwille (1983) reported significant increases in Cooper-Harper ratings as the levels of wind gust increased and/or as the aircraft pitch stability decreased. Harper and Cooper (1984) describe a series of evaluations of the rating scale.

Data requirements - The scale provides ordinal data that must be analyzed accordingly. The Cooper-Harper scale should be used for workload assessment only if handling difficulty is the major determinant of workload. The task must be fully defined for a common reference.

Thresholds - Ratings vary from 1 (excellent, highly desirable) to 10 (major deficiencies). Noninteger ratings are not allowed.




Figure A3: Cooper-Harper Rating Scale

General description - The original Crew Status Survey was developed by Pearson and Byars (1956) and contained 20 statements describing fatigue states. The staff of the Air Force School of Aerospace Medicine Crew Performance Branch, principally Storm, Perelli, and Gray, updated the original survey. They selected the statements anchoring the points on the fatigue scale of the survey through iterative presentations of drafts of the survey to aircrew members. The structure of the fatigue scale was somewhat cumbersome, since the dimensions of workload, temporal demand, system demand, system management, danger, and acceptability were combined on one scale. However, the fatigue scale was simple enough to be well received by operational crews. The fatigue scale of the survey was shortened to seven statements and subsequently tested for sensitivity to fatigue as well as for test/retest reliability (Miller and Narvaez, 1986). Finally, a seven-point workload scale was added. The current Crew Status Survey (see Figure A4) provides measures of both self-reported fatigue and workload as well as space for general comments. Ames and George (1992) are modifying the workload scale to enhance reliability. Their scale descriptors are:

- (1) Nothing to do; No system demands.
- (2) Light activity; Minimum demands.
- (3) Moderate activity; Easily managed; Considerable spare time.
- (4) Busy, challenging but manageable; Adequate time available.
- (5) Very busy, Demanding to manage; Barely enough time.
- (6) Extremely busy; Very difficult; Nonessential tasks postponed.
- (7) Overloaded; System unmanageable; Important tasks undone; unsafe. (p4).

Strengths and limitations - These scales have been found to be sensitive to changes in task demand and fatigue but are independent of each other (Courtright, Frankenfeld, and Rokicki, 1986). Storm and Parke (1987) used the Crew Status Survey to assess the effects of temazepam on FB-111A crewmembers. The effect of the drug was not significant. The effect of performing the mission was, however. Specifically, the fatigue ratings were higher at the end than at the beginning, of a mission. Gawron, et al. (1988) analyzed Crew Status Survey ratings made at four times during each flight. They found a significant segment effect on fatigue and workload. Fatigue ratings increased over the course of the flight (preflight = 1.14, predrop = 1.47, postdrop = 1.43, and postflight = 1.56). Workload ratings were highest around a simulated air drop (preflight = 1.05, predrop = 2.86, postdrop = 2.52, and postflight = 1.11). George, Nordeen, and Thurmond (1991) collected workload ratings from Combat Talon II aircrew members during arctic deployment. None of the median ratings were greater than four. However, level 5 ratings occurred for navigators during airdrops and self-contained approach run-ins. These authors also used the Crew Status Survey workload scale during terrain-following training flights on Combat Talon II. Pilots and copilots gave a median rating of 7. The ratings were used to identify major crewstation deficiencies. However, George and Hollis (1991) reported confusion between adjacent categories at the high workload end of the Crew Status Survey. They also found adequate ordinal properties for the scale but very large variance in most order-of-merit tables.

NAME		DATE AND TIME
SUBJECTIVE FATIGUE (Circle the number of the statement which describes how you feel RIGHT NOW.)		
1	Fully Alert Wide Awake: Extremely Peppy	
2	Very Lively: Responsive, But Not At Peak	
3	Okay; Somewhat Fresh	
4	A Little Tired; Less Than Fresh	
5	Moderately Tired: Let Down	
6	Extremely Tired; Very Difficult to Concentrate	
7	Completely Exhausted: Unable to Function Effectively, Ready to Drop	
COMMENTS		
WORKLOAD ESTIMATE (Circle the number of the statement which best describes the MAXIMUM workload you experienced during the past work period. Put an X over the number of the statement which best describes the AVERAGE workload you experienced during the past work period.)		
1	Nothing to do; No System	
2	Demands Little to do; Minimum System Demands	
3	Active Involvement Required, But Easy to Keep Up	
4	Challenging, But Manageable	
5	Extremely Busy Barely Able to Keep Up	
6	Too Much to do; Overloaded: Postponing Some Tasks	
7	Unmanageable; Potentially Dangerous: Unacceptable	
COMMENTS		

Figure A4: Crew Status Survey

Data requirements - Although the Crew Status Survey is printed on card stock subjects find it difficult to fill in the rating scale during high workload periods. Further, sorting (for example, by the time completed) the completed card-stock ratings after the flight is also difficult and not error free. A larger character-size version of the survey has been included on flight cards at the Air Force Flight Test Center. Verbal ratings prompted by the experimenter work well if: (1) subjects can quickly scan a card-stock copy of the rating, scale to verify the meaning of a rating and (2) subjects are not performing a conflicting verbal task. Each scale can be used independently.

Thresholds - 1 to 7 for subjective fatigue; 1 to 7 for workload (see Figure A4).

Dynamic Workload Scale

General description - The Dynamic Workload Scale is a seven-point workload scale (see Figure A5) developed as a tool for aircraft certification. It has been used extensively by Airbus Industries.

Workload	Criteria			
Assessment	Reserve Capacity	Interruptions	Effort or Stress	Appreciation
Light	Ample			Very Acceptable
Moderato	Adequate	Some		Well Acceptable
Fair	Sufficient	Recurring	Not Undue	Acceptable
High	Reduced	Repetitive	Marked	High but Acceptable
Heavy	Little	Frequent	Significant	Just Acceptable
Extreme	None	Continuous	Acute	Not Acceptable Continuously
Supreme	Impairment	Impairment	Impairment	Not Acceptable Instantaneously

Figure A5: Dynamic Workload Scale

Strengths and limitations - Speyer, Fort, Fouillot, and Bloomberg (1987) reported high concordance between pilot and observer ratings as well as sensitivity to workload increases.

Data requirements - Dynamic Workload Scale ratings must be given by both a pilot and an observer-pilot. The pilot is cued to make a rating; the observer gives a rating whenever workload changes or five minutes have passed.

Thresholds - Two is minimum workload; eight, maximum workload.

Equal-Appearing Intervals

General description - Subjects rate the workload in one of several categories using the assumption that each category is equidistant from adjacent categories.

Strengths and limitations - Hicks and Wierwille (1979) reported sensitivity to task difficulty in a driving simulator. Masline (1986) reported comparable results with the magnitude estimates and SWAT ratings but greater ease of administration. Masline, however, warned of rater bias.

Data requirements --Equal intervals must be clearly defined.

Thresholds - Not stated

Flight Workload Questionnaire

General description - The Flight Workload Questionnaire is a four-item, behaviorally anchored rating scale. The items and the end points of the rating scales are: workload category (low to very high), fraction of time busy (seldom have much to do to fully occupied at all times), how hard had to think (minimal thinking to a great deal of thinking), and how felt (relaxing to very stressful).

Strengths and limitations - The questionnaire is sensitive to differences in experience and ability. For example, Stein (1984) found significant differences in the flight workload ratings between experienced and novice pilots. Specifically, experienced pilots rated their workload during an air transport flight lower than novice pilots did. However, Stein also found great redundancy in the value of the ratings given for the four questionnaire items. This suggests that the questionnaire may evoke a response bias. The questionnaire provides a measure of overall workload but cannot differentiate between flight segments and/or events.

Data requirements - Not stated.

Thresholds - Not stated.

Hart and Hauser Rating Scale

General description - Hart and Hauser (1987) used a six-item rating scale (see Figure A6) to measure workload during a nine-hour flight. The items and their scales were: stress (completely relaxed to extremely tense), mental/sensory effort (very low to very high), fatigue (wide awake to worn out), time pressure (none to very rushed), overall workload (very low to very high), and performance (completely unsatisfactory to completely satisfactory). Subjects were instructed to mark the scale position that represented their experience.

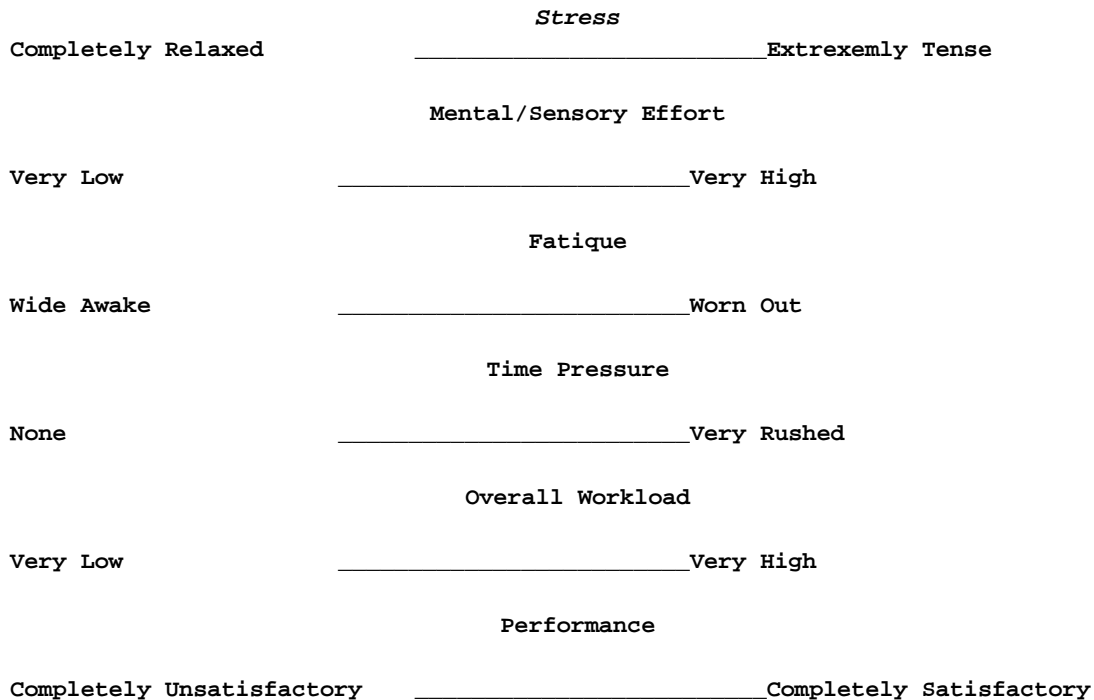


Figure A6: Hart and Hauser Rating Scale

Strengths and limitations - The scale was developed for use in flight. In the initial study, Hart and Hauser (1987) asked subjects to complete the questionnaire at the end of each of seven flight segments. They reported significant segment effects in the seven-hour flight. Specifically, stress, mental/sensory effort, and time pressure were lowest during a data recording segment. There was a sharp increase in rated fatigue after the start of the data-recording segment. Overall workload was rated as higher by the aircraft commander than by the copilot. Finally, performance received the same ratings throughout the flight.

Data requirements - The scale is simple to use but requires a stiff writing surface and minimal turbulence.

Thresholds - Not stated.

A-13

Honeywell Cooper-Harper Rating Scale

General description - This rating scale (see Figure A7) uses a decision-tree structure for assessing, overall task workload.

Strengths and limitations - The Honeywell Cooper-Harper Rating Scale was developed by Wolf (1978) to assess overall task workload. North, Stackhouse, and Graffunder (1979) used the scale to assess workload associated with various Vertical Take-Off and Landing (VTOL) aircraft displays. For the small subset of conditions analyzed, the scale ratings correlated well with performance.

Data requirements - Subjects must answer three questions related to task performance. The ratings are ordinal and must be treated as such in subsequent analyses.

Thresholds - Minimum is 1, maximum is 9.

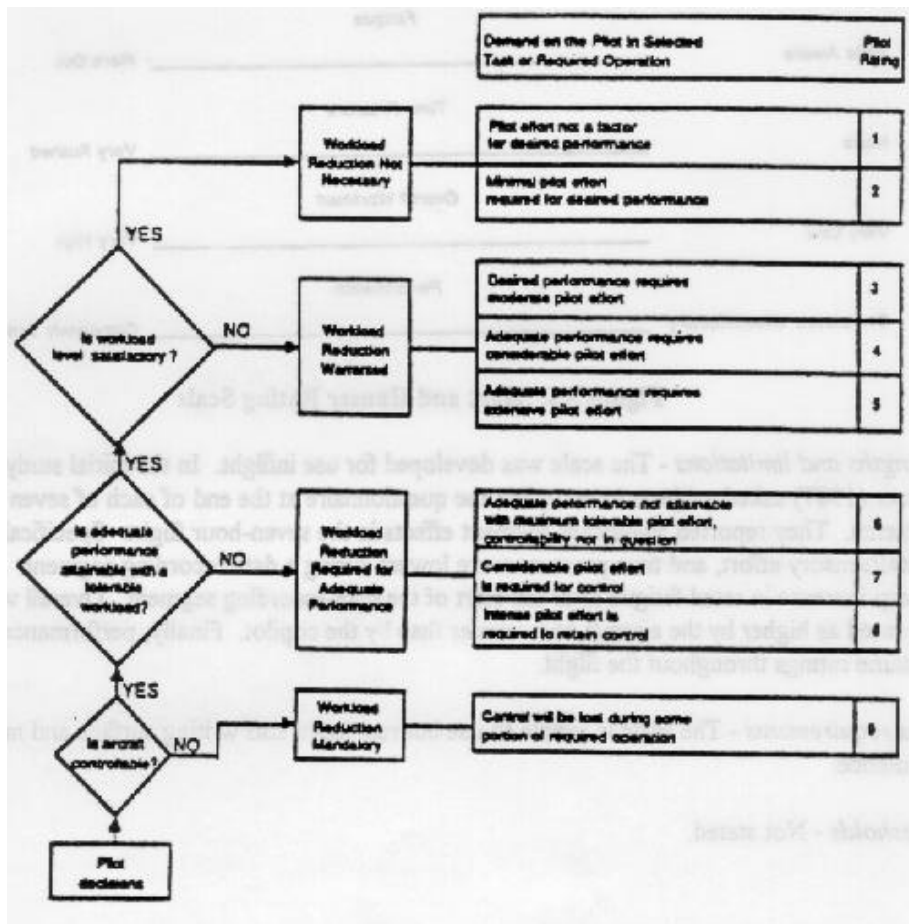


Figure A7: Honeywell Cooper-Harper Rating Scale

Magnitude Estimation

General description - Subjects are required to estimate workload numerically in relation to a standard.

Strengths and limitations - Borg (1978) successfully used this method for evaluating workload. Helm and Heimstra (1981) reported a high correlation between workload estimates and task difficulty. Masline (1986) reported sensitivity comparable to estimates from the equal-appearing intervals method and SWAT. Gopher and Braune (1984), however, found a low correlation between workload estimates and reaction-time performance. In contrast, Kramer, Sirevaag, and Braune (1987) reported good correspondence to performance in a fixed-based flight simulator. Hart and Staveland (1988) suggest that the presence of a standard enhances interrater reliability. O'Donnell and Eggemeier (1986), however, warned that subjects may be unable to retain an accurate memory of the standard over the course of an experiment.

Data requirements - A standard must be well defined.

Thresholds - Not stated.

Modified Cooper-Harper Rating Scale

General description - Wierwille and Casali (1983) noted that the Cooper-Harper scale represented a combined handling-qualities/workload rating scale. They found that it was sensitive to psychomotor demands on an operator, especially for aircraft handling qualities. They wanted to develop an equally useful scale for the estimation of workload associated with cognitive functions, such as "perception, monitoring, evaluation, communications, and problem solving." The Cooper-Harper scale terminology was not suited to this purpose. A modified Cooper-Harper rating scale (see Figure A8) was developed to "increase the range of applicability to situations commonly found in modern systems." Modifications included: (1) changing the rating scale end points to very easy and impossible, (2) asking the pilot to rate mental workload level rather than controllability, and (3) emphasizing difficulty rather than deficiencies. In addition, Wierwille and Casali (1983) defined mental effort as "minimal" in rating 1, while mental effort is not defined as minimal until rating 3 in the original Cooper-Harper scale. Further, adequate performance begins at rating 3 in the modified Cooper-Harper but at rating 5 in the original scale.

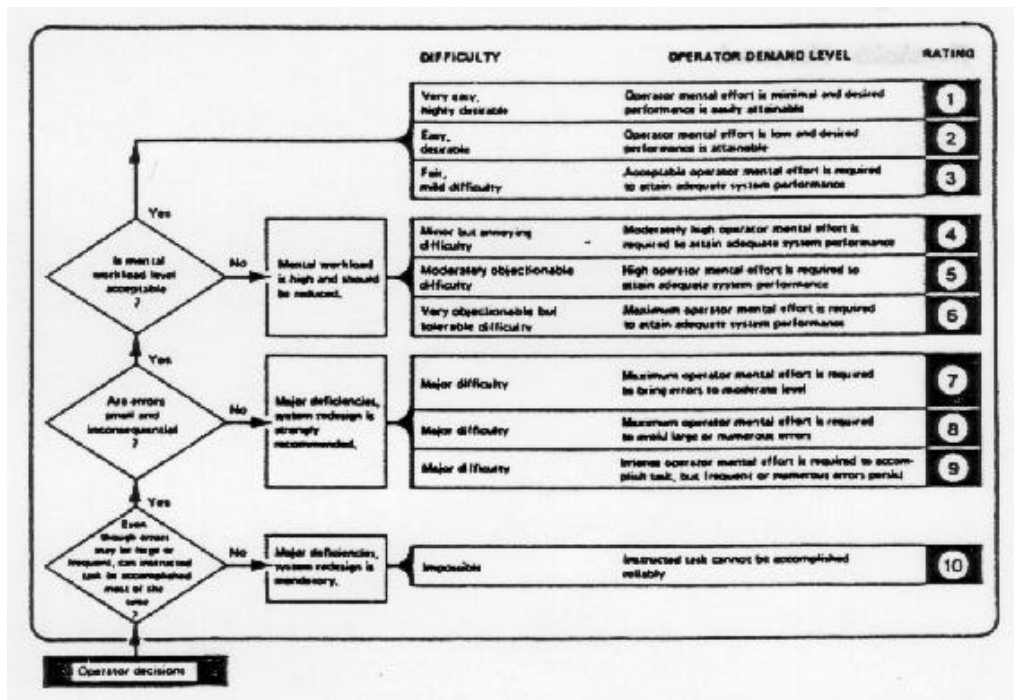


Figure A8: Modified Cooper-Harper Rating Scale

Strengths and limitations - Investigations were conducted to assess the modified Cooper-Harper scale. They focused on perception (e.g., aircraft engine instruments out of limits during simulated

flight), cognition (e.g., arithmetic problem solving during simulated flight), and communications (e.g., detection of, comprehension of, and response to own aircraft call sign during simulated flight).

The modified Cooper-Harper is sensitive to various types of workloads. For example, Casali and Wierwille (1983) reported that modified Cooper-Harper ratings increased as the communication load increased. Wierwille, Rahimi, and Casali (1985) reported significant increase in workload as navigation load increased. Casali and Wierwille (1984) reported significant increases in ratings as the number of danger conditions increased. Skipper, Rieger, and Wierwille (1986) reported significant increases in ratings in both high communication and high navigation loads. Wolf (1978) reported the highest workload ratings in the highest workload flight condition (i.e., high wind gust, and poor handling qualities). Bittner, Byers, Hill, Zaklad, and Christ (1989) reported reliable differences between mission segments in a mobile air defense system. Byers, Bittner, Hill, Zaklad, and Christ (1988) reported reliable differences between crew positions in a remotely-piloted vehicle system. These results suggested that the modified Cooper-Harper scale is a valid, statistically reliable indicator of overall mental workload. However, it carries with it the underlying assumptions that high workload is the only determinant of the need for changing the control/display configuration. Wierwille, Casali, Connors, and Rahimi (1985) concluded that the modified Cooper-Harper Rating Scale provided consistent and sensitive ratings of workload across a range of tasks. Wierwille, Skipper, and Rieger (1985) reported the best consistency and sensitivity with the modified Cooper-Harper from five alternatives tests. Warr, Colle, and Reid (1986) reported that the modified Cooper-Harper Ratings were as sensitive to task difficulty as SWAT ratings. Kilmer, Knapp, Burdsal, Borresen, Bateman, and Malzahn (1988), however, reported that the modified Cooper-Harper rating scale was less sensitive than SWAT ratings to changes in tracking, task difficulties. Hill, Iavecchia, Byers, Bittner, Zaklad, and Christ (1992) reported that the modified Cooper-Harper scale was not as sensitive or as operator accepted as the NASA TLX or the overall workload scale.

Data requirements - Wierwille and Casali (1983) recommend the use of the modified Cooper-Harper in experiments where overall mental workload is to be assessed. They emphasize the importance of proper instructions to the subjects. Since the scale was designed for use in experimental situations, it may not be appropriate to situations requiring an absolute diagnosis of a subsystem.

Thresholds - Not stated.

General description - The NASA Bipolar Rating Scale has ten subscales. The titles, endpoints, and descriptions of each scale are presented in Table A2; the scale itself, in Figure A9. If a scale is not relevant to a task, it is given a weight of zero (Hart, Battiste, and Lester, 1984). A weighting, procedure is used to enhance intrasubject reliability by 50 percent (Miller and Hart, 1984).

Strengths and limitations - The scale is sensitive to flight difficulty. For example, Bortolussi, Kantowitz, and Hart (1986) reported significant differences in the bipolar ratings between an easy and a difficult flight scenario. Bortolussi, Hart, and Shively (1987) and Kantowitz, Hart, Bortolussi, Shively, and Kantowitz (1984) reported similar results. However, Haworth, Bivens, and Shively (1986) reported that, although the scale discriminated control configurations in a single-pilot configuration, it did not do so in a pilot/copilot configuration. Biferno (1985) reported a correlation between workload and fatigue ratings for a laboratory study. Bortolussi, Kantowitz, and Hart (1986) and Bortolussi, Hart, and Shively (1987) reported that the bipolar scales discriminated two levels of difficulty in a motion-based simulator task Vidulich and Pandit (1986) reported that the bipolar scales discriminated levels of training in a category search task. Haworth, Bivens, and Shively (1986) reported correlations of 0.79 with Cooper-Harper ratings and 0.67 with SWAT ratings in a helicopter nap-of-the-earth mission. Vidulich and Tsang, (1985a, 1985b, 1985c) reported that the NASA Bipolar Scales were sensitive to task demand, had higher interrater reliability than SWAT, and required less time to complete than SWAT.

Table A2: NASA Bipolar Rating-Scale Definitions

TITLE	ENDPOINTS	DESCRIPTIONS
Overall Workload	low/high	The total workload associated with the task considering all sources and components.
Task Difficulty	low/high	Whether the task was easy,demanding,simple or complex, exacting or forgiving.
Time Pressure	low/high	The amount of pressure you felt due to the rate at which the task elements occurred. Was the task slow and leisurely or rapid and frantic
Performance	good/poor	How successful you think you were in doing what we asked you to do and how satisfied you were with what you accomplished.
Mental/Sensory/Effort	low/high	The amount of mental and/or perceptual activity that was required (e.g., thinking, deciding,calculating, remembering, looking,searching, etc.).
Physical Effort	low/high	The amount of physical activity that was required (e.g., pushing, pulling, turning, controlling, activating, etc.).
Frustration Level	Fulfilled, Exasperated	How insecure, discourage, irritated, annoyed versus secure, gratified, content and complacent you felt.
Stress Level	Relaxed,Tense	How anxious, worried, uptight, and harassed or calm, tranquil, placid, and relaxed you felt.
Fatigue	Exhausted, Alert	How tired, weary, worn out, and exhausted or fresh, vigorous, and energetic you felt.
Activity Type	Skill based, Rule based, Knowledge based	The degree to which the task required mindless reaction to well-learned routines or required the application of know rules or required problem solving and decision making.




Figure A9: NASA Bipolar Rating Scale

Data requirements - The number of times a dimension is selected by a subject is used to weight each scale. These weights are then multiplied by the scale score, summed, and divided by the total weight to obtain a workload score. The minimum workload value is zero; the maximum, 100. The scale provides a measure of overall workload but is not sensitive to short-term demands. Further, the activity-type dimension must be carefully explained to pilots before use in flight.

Thresholds - Not stated.

NASA Task Load Index

General description - The NASA Task Load Index (TLX) is a multi-dimensional subjective workload rating technique (see Figure A10). In TLX workload is defined as the "cost incurred by human operators to achieve a specific level of performance." The subjective experience of workload is defined as an integration of weighted subjective responses (emotional, cognitive, and physical) and weighted evaluation of behaviors. The behaviors and subjective responses, in turn, are driven by perceptions of task demand. Task demands can be objectively quantified in terms of magnitude and importance. An experimentally based process of elimination led to the identification of six dimensions for the subjective experience of workload: mental demand, physical demand, temporal demand, perceived performance, effort, and frustration level. The rating-scale definitions are presented in Table A3.

Strengths and limitations - Sixteen investigations were carried out, establishing a database of 3461 entries from 247 subjects. All dimensions were rated on bipolar scales ranging from 1 to 100, anchored at each end with a single adjective. An overall workload rating was determined from a weighted combination of scores on the six dimensions. The weights were determined from a set of relevance ratings provided by the subjects.

Table A3: Rating-Scale Definitions

TITLE	ENDPOINTS	DESCRIPTIONS
Mental Demand	low/high	How much mental and perceptual activity was required (e.g., thinking, deciding, calculating, remembering, looking, searching, etc.)? Was task easy or demanding, simple or complex, exacting or forgiving?
Physical Demand	low/high	How much physical activity was required (e.g., pushing, pulling, turning, controlling, activating, etc.)? Was the task easy or demanding, slow or brisk, slack or strenuous, restful or laborious?
Temporal Demand	low/high	How much time pressure did you feel due to the rate or pace at which the tasks or task elements occurred? Was the pace slow and leisurely or rapid and frantic?
Performance	good/poor	How successful do you think you were in accomplishing the goals of the task set by the experimenter (or yourself)? How satisfied were you with your performance in accomplishing these goals?
Effort	low/high	How hard did you have to work (mentally and physically) to accomplish your level of performance?
Frustration Level	low/high	How insecure, discouraged, irritated, stressed, and annoyed versus secure, gratified, content relaxed and complacent did you feel during the task? (NASA Task Load Index, p. 13)

Many of the conclusions drawn by Hart and Staveland (1988) were based on correlations. However, the distributions of subjective responses to many tasks were skewed. Hart and Staveland did not indicate whether the distributions were normalized prior to the analyses, suggesting a lack of homoscedasticity (a normal distribution around a regression line) for many of the correlations calculated. Additionally, multicollinearity among ratings was not controlled by the calculation of semi-partial correlation values. These deficiencies call into question conclusions based on the correlations.

Subject ID: _____ Task ID: _____

RATING SHEET

MENTAL DEMAND

Low High

PHYSICAL DEMAND

Low High

TEMPORAL DEMAND

Low High

PERFORMANCE

Good Poor

EFFORT

Low High

FRUSTRATION

Low High

Figure A10: NASA TLX Rating Sheet

On the other hand, there was at least one striking similarity between TLX data and the structure of SWAT, another multi-dimensional technique. When ten dimensions were under consideration during the process of elimination, the four dimensions considered most important by the subjects paralleled the three dimensions selected for use in SWAT: mental effort, time pressure, and psychological stress. The four TLX dimensions were, in order of importance, time pressure, frustration, stress, and mental effort. Frustration may be thought of as highly related to both time pressure and psychological stress. The similarity between the two approaches may support the hypothesis that perceptions of workload are, indeed, highly dependent on perceptions of time pressure, mental effort, and psychological stress. An attempt to compare TLX to SWAT by Hart and Staveland (1988) was marred by the failure to use partializing techniques to compute interrelationships of the Subjective Workload Assessment Technique among the dimensions.

Vidulich and Tsang (1985) compared the SWAT and TLX. They stated that the collection of ratings is simpler with SWAT. However, the SWAT card sort is more tedious and time consuming.

Hart and Staveland (1988) concluded that the TLX provides a sensitive indicator of overall workload as it differed among tasks of various cognitive and physical demands. They also stated that the weights and magnitudes determined for each TLX dimension provide important diagnostic information about the sources of loading within a task. They reported that the six TLX ratings took less than a minute to acquire and suggested the scale would be useful in operational environments. Battiste and Bortolussi (1988) reported significant workload effects as well as a test-retest correlation of +0.769. Corwin, Sandry-Garza, Biferno, Boucek, Logan, Jonsson, and Metalis (1989) reported that NASA TLX was a valid and reliable measure of workload. Bittner, Byers, Hill, Zaklad, and Christ (1989), Byers, Bittner, Hill, Zaklad, and Christ (1988), Hill, Byers, Zaklad, and Christ (1989), Hill, Zaklad, Bittner, Byers, and Christ (198~), and Shively, Battiste, Matsumoto, Pepitone, Bortolussi and Hart (1987), based on inflight data, stated that TLX ratings significantly discriminated flight segments. Vidulich and Bortolussi (1988b) replicated the significant flight-segment effect but reported no significant differences in TLX ratings between control configurations, nor between combat countermeasure conditions. Tsang and Johnson (1987) reported good correlations between NASA TLX and a uni-dimensional workload scale. In a later study, these authors (Tsang and Johnson, 1989) reported reliable increases in NASA TLX ratings when target acquisition and engine-failure tasks were added to the primary flight task. Battiste and Bortolussi (1988) reported no significant correlation between SWAT and NASA TLX in a simulated B-727 flight. Vidulich and Tsang, (1987) replicated the Tsang, and Johnson finding as well as reported a good correlation between NASA TLX and the Analytical Hierarchy Process. In the same year, Nataupsky and Abbott (1987) successfully applied NASA TLX to a multi-task environment. Finally, Hill, Iavecchia, Byers, Bittner, Zaklad, and Christ (1992) reported that the NASA TLX was sensitive to different levels of workload and high in user acceptance. Their subjects were Army operators. Nygren (1991) reported that NASA TLX is a measure of general workload experienced by aircrews.

Data requirements - Use of the TLX requires two steps. First, subjects rate each task performed on each of the six subscales. Hart suggests that subjects should practice using the rating scales in a training session. Second, subjects must perform 15 pair-wise comparisons of six workload scales. The number of times each scale is rated as contributing more to the workload of a task is

used as the weight for that scale. Separate weights should be derived for diverse tasks; the same weights can be used for similar tasks. Note that a set of IBM PC compatible programs has been written to gather ratings and weights and to compute the weighted workload scores. The programs are available from the Human Factors Division at NASA Ames Research Center, Moffett Field, CA.

Thresholds - Not stated.

A-23

Overall Workload Scale

General description - The Overall Workload (OW) Scale is a bipolar scale requiring subjects to provide a single workload rating.

Strengths and limitations - The OW scale is easy to use but is less valid and reliable than NASA TLX or AHP ratings (Vidulich and Tsang, 1987). Hill, Iavecchia, Byers, Bittner, Zaklad, and Christ (1992) reported that OW was consistently more sensitive to workload and had greater operator acceptance than the Modified Cooper-Harper rating scale or the Subjective Workload Assessment Technique (SWAT).

Data requirements - Not stated.

Thresholds - Not stated.

Pilot Objective/Subjective Workload Assessment Technique

General description - The Pilot Objective/ Subjective Workload Assessment Technique (POSWAT) is a ten-point subjective scale developed at the Federal Aviation Administration's Technical Center (Stein, 1984). The scale is a modified Cooper-Harper scale but does not include the binary decision tree that is characteristic of the Cooper-Harper scale. It does, however, divide workload into five categories: low, minimal, moderate, considerable, and excessive. Like the Cooper-Harper, the lowest three levels (1 through 3) are grouped into a low category.

Strengths and limitations - Stein (1984) reported that POSWAT ratings significantly differentiated experienced and novice pilots and high (initial and final approach) and low (en route) flight segments. There was also a significant learning, effect workload ratings were significantly higher on the first than on the second flight. Although the POSWAT scale was sensitive to manipulations of pilot experience level for flights in a light aircraft and in a simulator (Mallery and Maresh, 1987), the scale was cumbersome. Seven dimensions (workload, communications, control inputs, planning, "deviations," error, and pilot complement) are combined on one scale. Further, the number of ranks on the ordinal scale are confusing since there are both five and ten levels. In the Mallery and Maresh (1987) study, POSWAT ratings were obtained once per minute during simulated and actual flights. This high rate of data acquisition was also used by Rosenberg, Rehmann and Stein (1982). The latter investigators found that pilots reliably reported workload differences in a tracking task on a simple ten-point non-adjectival scale. Therefore, the cumbersome structure of the POSWAT scale may not be necessary.

Data requirements - Stein (1984) suggested not analyzing POSWAT ratings for short flight segments if the ratings are given at one-minute intervals.

Thresholds - Not stated.

Pilot Subjective Evaluation

General description - The Pilot Subjective Evaluation (PSE) workload scale (see Figure A11) was developed by Boeing for use in the certification of the Boeing 767 aircraft. The scale is accompanied by a questionnaire. Both the scale and the questionnaire are completed with reference to an existing aircraft selected by the pilot.

Strengths and limitations - Fadden (1982) and Ruggerio and Fadden (1987) stated that the ratings of workload greater than the reference aircraft were useful in identifying aircraft design deficiencies.

Data requirements - Both the PSE scale and the questionnaire must be completed by each subject.

Thresholds - 1, minimum workload; 7, maximum workload.

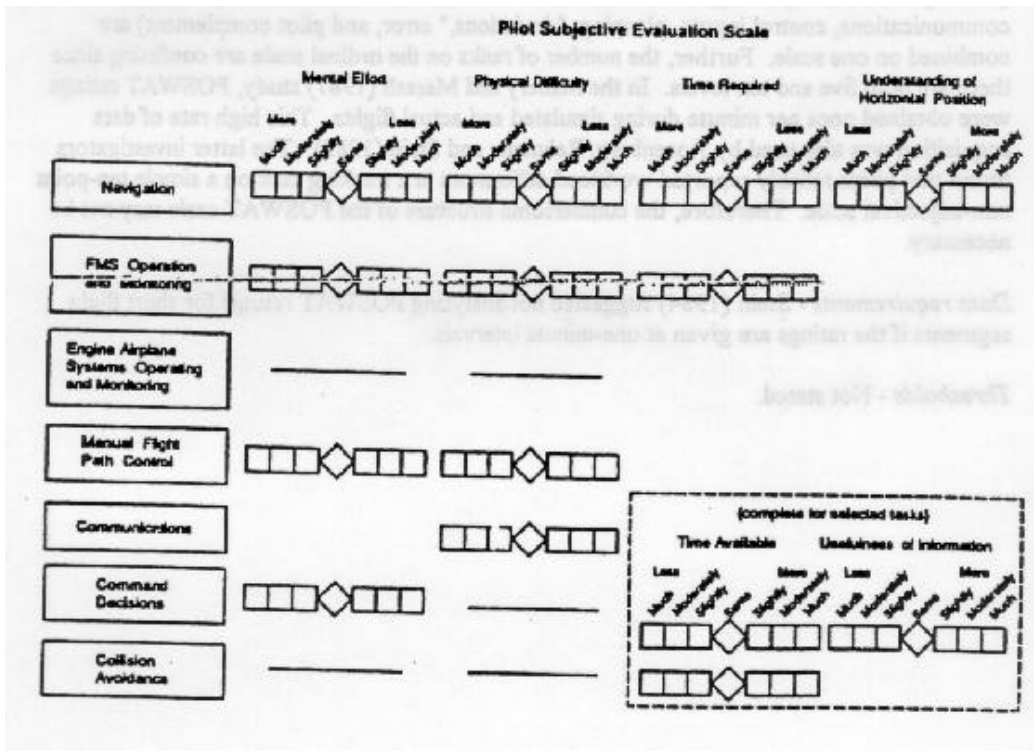


Figure A11: Pilot Subjective Evaluation Scale

Subjective Workload Assessment Technique

General description - The Subjective Workload Assessment Technique (SWAT) combines ratings of three different scales (see Table A4) to produce an interval scale of mental workload. These scales are: (1) time load, which reflects the amount of spare time available in planning, executing, and monitoring a task; (2) mental effort load, which assesses how much conscious mental effort and planning are required to perform a task; and (3) psychological stress load, which measures the amounts of risk confusion, frustration, and anxiety associated with task performance. A more complete description is given in Reid and Nygren (1988). A description of the initial conjoint measurement model for SWAT is described in Nygren (1982, 1983).

Table A4: SWAT Scales

<p>Time Load</p> <ol style="list-style-type: none">1. Often have spare time. Interruptions or overlap among activities occur infrequently or not at all.2. Occasionally have spare time. Interruptions or overlap among activities occur frequently.3. Almost never have spare time. Interruptions or overlap among activities are frequent or occur all the time. <p>Mental Effort Load</p> <ol style="list-style-type: none">1. Very little conscious mental effort or concentration required. Activity is almost automatic, requiring little or no attention.2. Moderate conscious mental effort or concentration required. Complexity of activity is moderately high due to uncertainty, unpredictability, or unfamiliarity. Considerable attention required.3. Extensive mental effort and concentration are necessary. Very complex activity requiring total attention. <p>Psychological Stress Load</p> <ol style="list-style-type: none">1. Little confusion, risk, frustration, or anxiety exists and can be easily accommodated.2. Moderate stress due to confusion, frustration, or anxiety noticeably adds to workload. Significant compensation is required to maintain adequate performance.3. High to very intense stress due to confusion, frustration, or anxiety. High to extreme determination and self-control required (Potter and Bressler, 1989, pp. 12-14).
--

Strengths and limitations - SWAT has been found to be a valid (Albery, Repperger, Reid, Goodyear, and Roe, 1987; Haworth, Bivens, and Shively, 1986; Masline, 1986; Reid, Shingledecker, and Eggemeier, 1981; Reid, Shingledecker, Nygren, and Eggemeier, 1981; Vidulich and Tsang, 1987; Warr, Colle, and Reid, 1986), sensitive (Eggemeier, Crabtree, Zingg, Reid and Shingledecker, 1982), reliable (Corwin, Sandry-Garza, Biferno, Boucek, Logan, Jonsson, and Metalis, 1989; Gidcomb, 1985), and relatively unobtrusive (Crabtree, Bateman, and Acton, 1984; Courtright and Kuperman, 1984; Eggemeier, 1988) measure of workload. Further, SWAT ratings are not affected by delays of up to 30 minutes (Eggemeier, Crabtree, and LaPointe, 1983), nor by intervening tasks of all but difficult tasks (Eggemeier, Melville, and Crabtree, 1984; Lutmer and Eggemeier, 1990). Warr (1986) reported that SWAT ratings were less variable than modified Cooper-Harper ratings.

SWAT has been used in diverse environments, for example, a high-G centrifuge (Albery, Ward, and Gill, 1985), command, control, and communications centers (Crabtree, Bateman, and Acton, 1984), nuclear power plants (Beare and Dorris, 1984), domed flight simulators (Reid, Eggemeier, and Shingledecker, 1982), tank simulators (Whitaker, Peters, and Garinther, 1989); and the benign laboratory seKing (Graham and Cook, 1984; Kilmer, Knapp, Burdsal, Borrensen, Bateman, and Malzahn (1988)). In the laboratory, SWAT has been used to assess the workload associated with critical tracking and communication tasks (Reid, Shingledecker, and Eggemeier, 1981), memory tasks (Eggemeier, Crabtree, Zingg, Reid, and Shingledecker, 1982; Eggemeier and Shdler, 1984; Potter and Acton, 1985), and monitonng tasks (Notestine, 1984).

Usage in simulated fiight has also been extensive (Haworth, Bivens, and Shively, 1986; Nataupsky and Abbott, 1987; Schick and Hann, 1987; Skelly and Purvis, 1985; Skelly, Reid, and Wllson, 1983; Thiessen, Lay, and Stern, 1986; Ward and Hassoun, 1990). For exarnple, Bateman and Thompson (1986) reported that SWAT ratings increased as task difficulty increased. Their data were collected in an aircraft simulator during a tactical mission. Vickroy (1988), also using an aircraft simulator, reported that SWAT ratings increased as the amount of air turbulence increased.

Usage in fiight has been extensive. For example, Pollack (1985) used SWAT to assess diffierences in workload between flight segrnents. She reported that C-130 pilots had the highest SWAT scores during the approach segment of the mission. She also reported higher SWAT ratings during the preflight segments of tactical, rather than proficiency, missions. Haskell and Reid (1987) found significant difference in SWAT ratings between right maneuvers and also between successfully completed maneuvers and those that wae not successfully completed. Gawron, et al. (1988) analyzed SWAT ratings made by the pilot and copilot four times during each familiarization and data flight: (1) during the taxi out to the runway, (2) just prior to a simulated drop, (3) just after a simulated drop, and (4) during the taxi back to the hangar. There were significant segments effects. Specifically, SWAT ratings were highest before the drop and lowest for preflight. The ratings during postdrop and postflight were both moderate.

In addition, ratings of the time, effort, and stress scales may be individually examined as workload components (Eggemeier, McGhee and Reed, 1983). Finally, Eggleston (1984) found a significant correlation between projected SWAT ratings made during system concept evaluation and those made during ground-based simulation of the same system. Nygren (1991) stated that SWAT provides a good cognitive model of workload, sensitive to individual differences.

Experience with SWAT has not been all positive, however. For example, Boyd (1983) reported that there were significant positive correlations between the three workload scales in a text-editing task. This suggests that the three dimensions of workload are not independent. This, in turn, poses a problem for use of conjoint measurement techniques. Derrick (1988) and Hart (1986) suggest that three scales may not be adequate for assessing workload. Further, experience at the Air Force Flight Test Center at Edwards Air Force Base with SWAT suggests that task demands during flight tests often preclude the acquisition of multiple ratings. Battiste and Bortolussi (1988) reported a test/retest correlation of +0.751 but also stated that, of the 144 SWAT ratings reported during, a simulated B-727 flight, 59 were zero. Corwin (1989) reported no difference

between inflight and postflight ratings of SWAT in only two of three flight conditions. Kilmer, et al. (1988) reported that SWAT was more sensitive to changes in difficulty of a tracking task than the modified Cooper-Harper Rating Scale was. Gidcomb (1985) reported casual card sorts and urged emphasizing the importance of the card sort to SWAT raters. A computerized version of the traditional card sort is being developed at the Air Force School of Aerospace Medicine. This version eliminates the tedium and dramatically reduces the time to complete the SWAT card sort. Haworth, Bivens, and Shively (1986) reported that, although the SWAT was able to discriminate control configuration conditions in a single-pilot configuration, it could not discriminate these same conditions in a pilot/copilot configuration. Wilson, Hughes, and Hassoun (1990) reported no significant differences in SWAT ratings among display formats, in contrast to pilot comments. Van de Graaff (1987) reported considerable (60 points) intersubject variability in SWAT ratings during an in-flight approach task. Hill, Iavecchia, Byers, Bittner, Zalclad, and Christ (1992) reported that SWAT was not as sensitive to workload or as accepted by Army operators as NASA TLX and the Overall Workload Scale.

Data requirements - SWAT requires two steps to use: scale development and event scoring. Scale development requires subjects to rank, from lowest to highest workload, 27 combinations of three levels of the three workload subscales. The levels of each subscale are presented in Table A4. Programs to calculate the SWAT score for every combination of ratings on the three subscales are available from the Harry G. Armstrong Aerospace Medical Research Laboratory at Wright-Patterson Air Force Base. A user's manual is also available from the same source.

During, event scoring, the subject is asked to provide a rating (1, 2, -) for each subscale. The experimenter then maps the set of ratings to the SWAT score (1 to 100) calculated during the scale development step. Reid (1987) suggests that the tasks to be rated be meaningful to the subjects and, further, that the ratings not interfere with performance of the task. Acton and Colle (1984) reported that the order in which the subscale ratings are presented does not affect the SWAT score. However, it is suggested that the order remain constant to minimize confusion.

Thresholds - Minimum value is 0, maximum value is 100. High workload is associated with the maximum value.

Subjective Workload Dominance Technique

General description - The Subjective Workload Dominance (SWORD) technique uses judgment matrices to assess workload.

Strengths and limitations - *SWORD* is a sensitive and reliable workload measure (Vidulich, 1989).

Data requirements - There are three required steps: (1) a rating scale listing all possible pairwise comparisons of the tasks performed must be completed, (2) a judgment matrix comparing each task to every other task must be filled in with each subject's evaluation of the tasks, and (3) ratings must be calculated using a geometric means approach.

Thresholds - Not stated

Workload/Compensation/Interference/Technical Effectiveness

General description - The Workload/Compensation/Interference/Technical Effectiveness (WCI/TE) rating scale (see Figure A12) requires subjects to rank the sixteen matrix cells and then rate specific tasks. The ratings are converted by conjoint scaling, techniques to values of 0 to 100.

Strengths and limitations - Wierwille and Connor (1983) reported sensitivity of WCI/TE ratings to three levels of task difficulty in a simulated flight task Wierwille, Casali, Connor, and Rahimi (1985) reported sensitivity to changes in difficulty in psychomotor, perceptual, and mediational tasks. O'Donnell and Eggemeier (1986) suggest that the WCI/TE should not be used as a direct measure of workload.

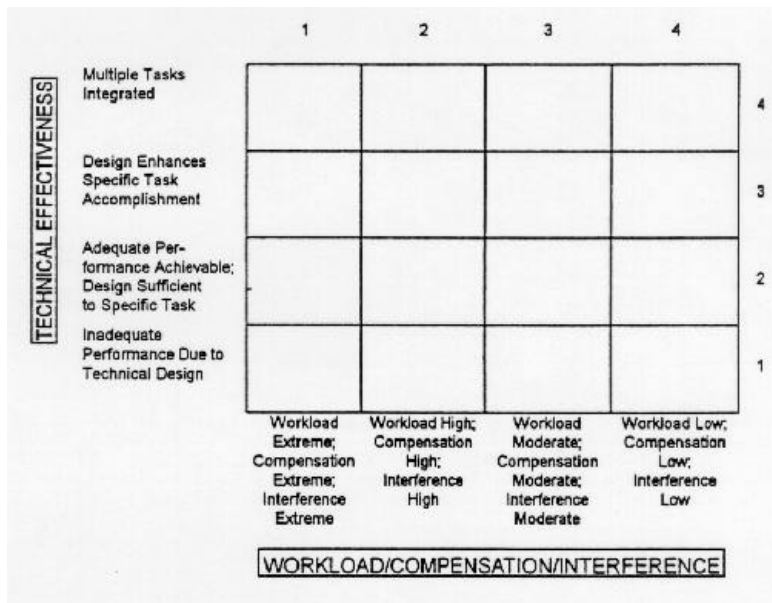


Figure A12: The WCI/TE Scale Matrix

Data requirements - Subjects must rank the sixteen matrix cells and then rate specific tasks. Complex mathematical processing is required to convert the ratings to WCI/TE values.

Thresholds - 0 is minimum workload, 100 is maximum workload.

Crew Situational Awareness

General description - Mosier and Chidester (1991) developed a method for measuring situational awareness of air transport crews. Expert observers rate crew, coordination performance and identify and rate performance errors (type 1, minor errors; type 2, moderately severe errors; and type 3, major, operationally significant errors). The experts then develop information transfer matrices identifying time and source of item requests (prompts) and verbalized responses. Information is then classified into decision or non-decision information.

Strengths and limitations - The method was sensitive to type of errors and decision prompts.

Data requirements - The method requires open and frequent communication among air crew members. It also requires a team of expert observers to develop the information transfer matrices.

Thresholds - Not stated.

Situational Awareness Global Assessment Technique

General description - The most well-known objective measure of SA is the Situational Awareness Global Assessment Technique (SAGAT) (Endsley, 1988a). SAGAT was designed around real-time, human-in-the-loop simulation of a military cockpit but could be generalized to other systems. Using SAGAT, the simulation is stopped at random times, and the operators are asked questions to determine their SA at that particular point in time. Subjects' answers are compared with the correct answers that have been simultaneously collected in the computer database. "The comparison of the real and perceived situation provides an objective measure of ... SA" (Endsley, 1988b, p. 101). This same technique could be used with any complex system that is simulated, be it a nuclear power plant control room or the engine room of a ship. In addition, if an operational system is properly instrumented, SAGAT is also applicable in this environment. SAGAT uses a graphical computer program for the rapid presentation of queries and data collection. In addition to possessing a high degree of face validity, the SAGAT technique has been tested in several studies, which demonstrated: (1) empirical validity (Endsley, 1989, 1990a) - the technique of freezing the simulation did not impact subject performance and subjects were able to reliably report SA knowledge for up to six minutes after a freeze without memory decay problems; (2) predictive validity (Endsley, 1990b) - linking SAGAT scores to subject performance; and (3) content validity (Endsley, 1990a) - showing appropriateness of the queries used (for an air-to-air fighter cockpit).

Strengths and limitations - SAGAT provides unbiased objective measures of SA across all of the operators' SA requirements that can be computed in terms of errors or percent correct and can be treated. However, Sarter and Woods (1991) suggest that SAGAT does not measure SA but rather measures what pilots can recall. Further, Fracker and Vdulich (1991) identified two major problems with the use of explicit measures of SA, such as SAGAT: (1) decay of information and (2) inaccurate beliefs.

Data requirements - The proper queries must be identified prior to the start of the experiment.

Thresholds - Tolerance limits for acceptable deviance of perceptions from real values on each parameter should be identified prior to the start of the experiment.

Situational Awareness Rating Technique

General description - An example of a subjective measure of SA is the Situational Awareness Rating Technique (SART) (Taylor, 1990). SART is a questionnaire method that concentrates on measuring the operator's knowledge in three areas: (1) demands on attentional resources, (2) supply of attentional resources, and (3) understanding of the situation (see Table A5). The reason that SART measures three different components (there is also a 10-dimensional version) is that the SART developers feel that, like workload, SA is a complex construct; therefore, to measure SA in all its aspects, separate measurement dimensions are required. Because information processing and decision making are inextricably bound with SA (since SA involves primarily cognitive rather than physical workload), SART has been tested in the context of Rasmussen's Model of skill-, rule-, and knowledge-based behavior. Selcon and Taylor (1989) conducted separated studies looking at the relationship between SART and rule- and knowledge-based decisions, respectively. The results showed that SART ratings appear to provide diagnosticity in that they were significantly related to performance measures of the two types of decision making. Early indications are that SART is tapping the essential qualities of SA, but further validation studies are required before this technique is commonly used.

Table A5: Definitions of SART Rating Scales

Demand on Attentional Resources
Instability: Likelihood of situation changing suddenly.
Complexity: Degree of complication of situation.
Variability: Number of variables changing in situation.
Supply of Attentional Resources
Arousal: Degree of readiness for activity.
Concentration: Degree to which thoughts bear on situation.
Division: Amount of division of attention in situation.
Spare Capacity: Amount of attention left to spare for new variables.
Understanding of the Situation
Information Quantity: Amount of information received and understood.
Information Quality: Degree of goodness of information gained.

Strengths and limitations - SART is a subjective measure and, as such, suffers from the inherent reliability problems of all subjective measures. The strengths are that SART is easily administered and was developed in three logical phases: (1) scenario generation, (2) construct elicitation, and (3) construct structure validation (Taylor, 1989). SART has been prescribed for comparative system design evaluation (Taylor and Selcon, 1991). SART is sensitive to differences in performance of aircraft attitude recovery tasks and learning comprehension tasks (Selcon and Taylor, 1991; Taylor and Selcon, 1990). However, Taylor and Selcon (1991) state "There

remains considerable scope for scales development, through description improvement, interval justification and the use of conjoint scaling techniques to condense multi-dimensional ratings into a single SA score" (p. 11). These authors further state that "The diagnostic utility of the Attentional Supply constructs has yet to be convincingly demonstrated" (p. 12).

Data requirements - Data are on an ordinal scale; interval or ratio properties cannot be implied.

Thresholds - The data are on an ordinal scale and must be treated accordingly when statistical analysis is applied to the data. Non-parametric statistics may be the most appropriate analysis method.

A-35

Bibliography

- Acton, W. H. and Colle, H (1984). The effect of task type and stimulus pacing rate on subjective mental workload ratings. In *Proceedings of the IFFF 1984 National Aerospace and Electronics Conference* (pp. 818-823). Dayton, OH:IEEE.
- Adarns, M. J. and Pew, R. W. (1990). Situational awareness in the commercial aircraft cockpit: A cognitive perspective. *Digital Avionics Systems Conference*.
- Albery, W. B., Ward, S. L., and Gill, R T. (1985). Effect of acceleration stress on human workload (Technical Report AMRL-TR-85-039). Wright-Patterson Air Force Base, OH: *Aerospace Medical Research Laboratory*.
- Albery, W., Repperger, D., Reid, G., Goodyear, C., and Roe, M. (1987). Effect of noise on a dual task: subjective and objective workload correlates. In *Proceedings of the National Aerospace and Electronics Conference*. Dayton, OH:IEEE.
- Arnes, L. L. and George, E. J. (1992). Revision and verification of a seven-point workload estimate scale (AFFTC-IIM-92-XX). *Edwards Air Force Base, CA: Air Force Flight Test Center*.
- Bateman, R P. and Thompson, M. W. (1986). Correlation of predicted workload with actual workload using the subjective workload assessment technique. In *Proceedings of the SAE AeroTech Conference*.
- Battiste, V. and Bortolussi, M. (1988). Transport pilot workload: a comparison of two objective techniques. In *Proceedings of the Human Factors Society 32nd Annual Meeting*, 150-154.
- Beare, A. and Dorris, R (1984). The effects of supervisor experience and the presence of a shift technical advisor on the performance of two-man crews in a nuclear power plant simulator. In *Proceedings of the Human Factors Society 28th Annual Meeting*, 242-246. Santa Monica, CA: Human Factors Society.
- Biferno, M. A. (1985). Mental workload measurement: Event-related potentials and ratings of workload and fatigue (NASA CR-177354). Washington, DC: NASA.
- Bittner, A V., Byers, J. C., Hill, S. G., Zaklad, A. L., and Christ, R. E. (1989). Generic workload ratings of a mobile air defense system (LOS-F-H). In *Proceedings of the 33rd Annual Meeting of the Human Factors Society* (pp. 1476-1480). Santa Monica, CA: Human Factors Society.
- Borg, C. G. (1978). Subjective aspects of physical and mental load. *Ergonomics*, 21, 215-220.
- Bortolussi, M. R, Hart, S. G., and Shively, R. J. (1987). Measuring moment-to-moment pilot workload using, synchronous presentations of secondary tasks in a motion-base trainer. In *Proceedings of the 4th International Symposium on Aviation Psychology* (pp. 651-657). Columbus, OH: Ohio State University.
- Bortolussi, M. R., Kantowitz, B. H., and Hart, S. G. (1986). Measuring pilot workload in a motion base trainer: A comparison of four techniques. *Applied Ergonomics*, 17, 278-283.

- Boyd, S. P. (1983). Assessing, the validity of SWAT as a workload measurement instrument. In *Proceedings of the Human Factors Society 27th Annual Meeting*, 124-128.
- Budescu, D. V., Zwick, R., and Rapoport, A. (1986). A comparison of the eigenvalue method and the geometric mean procedure for ratio scaling. *Applied Psychological Measurement*, 10, 68-78.
- Byers, J. C., Bittner, A. C., Hill, S. G., Zaklad, A. L., and Christ, R. E. (1988). Workload assessment of a remotely piloted vehicle (RPV) system. In *Proceedings of the Human Factors Society 32nd Annual Meeting* (pp. 1145-1149). Santa Monica, CA: Human Factors Society.
- Casali, J. G. and Wierwille, W. W. (1983). A comparison of rating scale, secondary task, physiological, and primary-task workload estimation techniques in a simulated flight task emphasizing communications load. *Human Factors*, 25, 623-642.
- Casali, J. G. and Wierwille, W. W. (1984). On the comparison of pilot perceptual workload: A comparison of assessment techniques addressing sensitivity and intrusion issues. *Ergonomics*, 27, 1033-1050.
- Connor, S. A. and Wierwille, W. W. (1983). Comparative evaluation of twenty pilot workload assessment measures using a psychomotor task in a moving base aircraft simulator (Report 166457). Moffett Field, CA: NASA Ames Research Center, January 1983.
- Cooper, G. E. and Harper, R. P. (1969). *The use of pilot rating in the evaluation of aircraft handling qualities (AGARD Report 567)*. London: Technical Editing and Reproduction Ltd.
- Corwin, W. H. (1989). In-flight and post-flight assessment of pilot workload in commercial transport aircraft using SWAT. In *Proceedings of the Fifth Symposium on Aviation Psychology*, 808-813.
- Corwin, W. H., Sandry-Garza D. L., Biferno, M. H., Boucek, G. P., Logan, A. L., Jonsson, J. E., and Metalis, S. A. (1989). Assessment of crew workload measurement methods, techniques, and procedures. Volume I - Process, methods, and results (WRDC-TR-89-7006). Wright-Patterson Air Force Base, OH
- Courtright J. and Kuperman, G. (1984). Use of SWAT in USAF system T&E. In *Proceedings of the Human Factors Society 28th Annual Meeting* (pp. 700-703). Santa Monica, CA: Human Factors Society.
- Courtright, J. F., Frankenfeld, C. A, and Rokicki, S. M. (1986). The independence of ratings of workload and fatigue. Paper presented at the *Human Factors Society 30th Annual Meeting*, Dayton, Ohio.
- Crabtree, M. S. (1975). Human factors evaluation of several control system configurations, including workload sharing with force wheel steering during approach and flare (AF-DL-TR-75-43). Wright-Patterson Air Force Base, OH: Flight Dynamics Laboratory.

- Crabtree, M., Bateman, R, and Acton, W. (1984). Benefits of using objective and subjective workload measures. In *Proceedings of the Human Factors Society 28th Annual Meeting* (pp. 950-953). Santa Monica, CA: Human Factors Society.
- Derrick W. L. (1983). Examination of workload measures with subjective task clusters. In *Proceedings of the Human Factors Society 27th Annual Meeting* (pp. 134-138). Santa Monica, CA: Human Factors Society.
- Eggemeier, F. T. Properties of workload assessment techniques. (1988). In P. A. Hancock and N. Meshkati (Eds.) *Human mental workload* (pp. 41-62). Amsterdam: North-Holland.
- Eggemeier, F. T. and Stadler, M. (1984). Subjective workload assessment in a spatial memory task. In *Proceedings of the Human Factors Society 28th Annual Meeting* (pp. 680-684). Santa Monica, CA: Human Factors Society.
- Eggemeier, F. T., Crabtree, M. S., Zingg, J. J., Reid, G. B., and Shingledecker, C. A (1982). Subjective workload assessment in a memory update task. In *Proceedings of the Human Factors Society 26th Annual Meeting*, Santa Monica, CA: Human Factors Society, 643-647.
- Eggemeier, F. T., Crabtree, M., and LaPointe, P. (1983). The effect of delayed report on subjective ratings of mental workload. In *Proceedings of the Human Factors Society 27th Annual Meeting* (pp. 139-143). Santa Monica, CA: Human Factors Society.
- Eggemeier, F. T., McGhee, J. Z., and Reid, G. (1983). The effects of variations in task loading on subjective workload scales. In *Proceedings of the IFFF 1983 National Aerospace and Electronics Conference* (pp. 1099-1106). Dayton, OH: IEEE.
- Eggemeier, F. T., Melville, B., and Crabtree, M. (1984). The effect of intervening task performance on subjective workload ratings. In *Proceedings of the Human Factors Society 28th Annual Meetings* (pp. 954-958). Santa Monica, CA: Human Factors Society.
- Eggleston, R G. (1984). A comparison of projected and measured workload ratings using the subjective workload assessment technique (SWAT). In *Proceedings of the National Aerospace and Electronics Conference, Volume 2*, 827-831.
- Endsley, M. R (1988a). Situational awareness global assessment technique (SAGAT). In *Proceedings of the National Aerospace and Electronics Conference*. 789-79S.
- Endsley, M. R (1988b). Design and evaluation for situation awareness enhancement. In *Proceedings of the 32nd Annual Meeting of the Human Factors Society*. 97-101.
- Endsley, M. R (1988c). A construct and its measurement: the functioning and evaluation of pilot situation awareness (NORDOC 88-30). Hawthorne, CA: Northrop Corporation.
- Endsley, M. R (1989). A methodology for the objective measurement of situation awareness. Presented at the *AGARD Symposium on Situation Awareness in Aerospace Operations*. Copenhagen, Denmark.

- Endsley, M. R. (1990a). Situation awareness in dynamic human decision making: theory and measurement (NORDOC 9049). Hawthorne, CA *Northrop Corporation*.
- Endsley, M. R. (1990b). Predictive utility of an objective measure of situation awareness. In *Proceedings of the Human Factors Society 34th Annual Meeting* (pp. 41-45), Santa Monica, CA: Human Factors Society.
- Endsley, M. R. (1991a). Situation awareness and workload: flip sides of the same coin. Lubbock TX: *Texas Tech University*.
- Endsley, M. R. (1991b). Situation awareness in dynamic systems. In RM. Taylor (Ed.) *Situational awareness in dynamic systems* (IAM Report 708). Farnborough, UK: *Royal Air Force Institute of Aviation Medicine*.
- Fadden, D. (1982). Boeing Model 767 flight deck workload assessment methodology. Paper presented at the *SAE Guidance and Control System Meeting*, Williamsburg, VA.
- Fracker, M. L. (1988). A theory of situation assessment: implications for measuring situation awareness. In *Proceedings of the 32nd Annual Meeting of the Human Factors Society* (pp. 102-106). Anaheim, CA.
- Fracker, M. L. (1989). Attentional allocation in situation awareness. In *Proceedings of the 33rd Annual Meeting of the Human Factors Society* (pp. 1396-1399). Denver, CO.
- Fracker, M. L. and Davis, S. A. (1990). Measuring operator situation awareness and mental workload. In *Proceedings of the Fifth Mid-Central Ergonomics/Human Factors Conference*. Dayton, OH, 23-25 May 1990.
- Fracker, M. L. and Vidulich, M. A. (1991). Measurement of situation awareness: a brief review. In R.M. Taylor (Ed.) *Situational awareness in dynamic systems* (IAM Report 708). Farnborough, UK: *Royal Air Force Institute of Aviation Medicine*.
- Gawron, V. J., Schiflett, S., Miller, J., Ball, J., Slater, T., Parker, F., Lloyd, M., Travale, D., and Spicuzza, R. J. (1988). The effect of pyridostigmine bromide on inflight aircrew performance (USAFSAM-TR-87-24). *Brooks Air Force Base, TX: School of Aerospace Medicine*.
- George, E. and Hollis, S. (1991). Scale validation in flight test. *Edwards Air Force Base, CA: Flight Test Center*.
- George, E. J., Nordeen, M., and Thurmond, D. (1991). Combat Talon II human factors assessment (AFFI C TR 90-36). *Edwards Air Force Base, CA: Flight Test Center*.
- Gidcomb, C. (1985). Survey of SWAT use in flight test (BDM/A-85-0630-7R.) Albuquerque, NM: *BDM Corporation*.
- Gopher, D. and Braune, R. (1984). On the psychophysics of workload: Why bother with sub-active measures? *Human factors*, 26, 519-532.
- Graham, C. and Cook M. R. (1984). *Effects of pyridostigmine on psychomotor and visual performance* (TR-84-052).
- Harper, R P. and Cooper, G. k. (1984). Handling qualities and pilot evaluation. AIAA, AHS, ASEE, Aircraft Design Systems and Operations meeting, AIAA Paper 84-2442.

- Hart, S. G. (1986). Theory and measurement of human workload. In J. Seidner (Ed) *Human productivity enhancement, Vol. 1* (pp. 396-455). New York: Praeger.
- Hart, S. G. and Hauser, J. R. (1987). Inflight application of three pilot workload measurement techniques. *Aviation, Space, and Environmental Medicine*, 58, 402-410.
- Hart, S. G. and Staveland, L. E. (1988). Development of NASA-TLX (Task Load Index): Results of empirical and theoretical research. In P. A. Hancock and N. Meshkat (Eds) *Human Mental Workload*. Amsterdam: Elsevier.
- Hart, S. G., Battiste, V., and Lester, P. T. (1984). POPCORN: A supervisory control simulation for workload and performance research (NASA-CP-2341). In *Proceedings of the 20th Annual Conference on Manual Control* (pp. 431-453). Washington, DC: NASA.
- Haskell, B. E., and Reid, G. B. (1987). The subjective perception of workload in low-time private pilots: A preliminary study. *Aviation, Space, and Environmental Medicine*, 58, 1230-1232.
- Haworth, L. A., Bivens, C. C., and Shively, R. J. (1986). An investigation of single-piloted advanced cockpit and control configuration for nap-of-the-earth helicopter mission tasks. In *Proceedings of the 42nd Annual Forum of the American Helicopter Society*, 657-671.
- Helm, W. and Heimstra, N. (1981). The relative efficiency of psychometric measures of task difficulty and task performance in predictive task performance (Report No. HFL-81-5). Vermillion, SD: University of South Dakota, Psychology Department, Human Factors Laboratory.
- Hicks, T. G. and Wierwille, W. W. (1979). Comparison of five mental workload assessment procedures in a moving-base driving, simulator. *Human factors*, 21, 129-143.
- Hill, S. G., Byers, J. C., Zaklad, A. L., and Christ, R. E. (1989). Subjective workload assessment during 48 continuous hours of LOS-F-H operations. In *Proceedings of the Human Factors Society 33rd Annual Meeting* (pp. 1129-1133). Santa Monica, CA Human Factors Society.
- Hill, S. G., Iavecchia, H. P., Byers, J. C., Bittner, A. C., Zaldad, A. L., and Christ, R. E. (1992). Comparison of four subjective workload rating scales. *Human factors*, 34, 429-439.
- Hill, S. G., Zaldad, A. L., Bittner, A. V., Byers, J. C., and Christ, R. E. (1988). Workload assessment of a mobile air defense system. In *Proceedings of the Human Factors Society 32nd Annual Meeting* (pp. 1068-1072). Santa Monica, CA Human Factors Society.
- Kantowitz B. H., Hart, S. G., Bortolussi, M. R., Shively, R. J., and Kantowitz, S. C. (1984). *Measuring pilot workload in a moving-base simulator: II. Building, levels of workload*.
- Kilmer, K. J., Knapp, R., Burdsal, C., Borresen, R., Bateman, R., and Malzahn, D. (1988). Techniques of subjective assessment: A comparison of the SWAT and modified

- Cooper-Harper scale. In *Proceedings of the Human Factors Society 32nd Annual Meeting*, 155-159.
- Kramer, A F., Sirevaag, E. J., and Braune, R (1987). A psychophysical assessment of operator workload during simulated flight missions. *Human Factors*, 29, 145-160.
- Krebs, M. J. and Wingert, J. W. (1976). Use of the oculometer in pilot workload measurement (NASA CR-144951). Washington, DC: *National Aeronautics and Space Administration*.
- Labacqz, J. V. and Aiken, E. W. (1975). A flight investigation of control, display, and guidance requirements for decelerating descending VTOL instrument transitions using the X-22A variable stability aircraft (AK-5336-F-I). Buffalo, NY: *Calspan Corporation*.
- Lidderdale, I. G. (1987). Measurement of aircrew workload during low-level flight, practical assessment of pilot workload (AGARD-AG-282). In *Proceedings of NATO Advisory Group for Aerospace Research and Development (AGARD)*. Neuilly-sur-Seine, France: AGARD.
- Lidderdale, I. G. and King, A H. (1985). *Analysis of subjective ratings using the analytical hierarchy process: A microcomputer program*. High Wycombe, England: OR Branch NFR, . HQ ST C, RAF.
- Lutmer, P. A. and Eggemeier, F. T. (1990). The effect of intervening task performance and multiple ratings on subjective ratings of mental workload. Paper presented at the *5th Mid-central Ergonomics Conference*, University of Dayton, Dayton, OH.
- Mallery, C. L. and Maresh, J. L. (1987). Comparison of POSWAT ratings for aircraft and simulator workload (Pilot Objective/Subjective Workload Assessment). In *Proceedings of the 4th International Symposium on Aviation Psychology* (pp. 644-650). Columbus, OH: Ohio State University.
- Masline, P. J. (1986). A comparison of the sensitivity of interval scale psychometric techniques in the assessment of subjective mental workload. *Unpublished masters thesis, University of Dayton, Dayton, OH*.
- Miller, J. C. and Narvaez, A. (1986). A comparison of two subjective fatigue checklists. In *Proceedings of the 10th Psychology in the DoD Symposium*. Colorado Springs, CO: United States Air Force Academy, 514-518.
- Miller, R C. and Hart, S. G. (1984). Assessing the subjective workload of directional orientation tasks (NASA-CP-2341). In *Proceedings of the 20th Annual Conference on Manual Control* (pp. 85-95). Washington, DC: NASA.
- Mosier, K. L. and Chidester, T. R (1991). Situation assessment and situation awareness in a team setting. In R.M. Taylor (Ed.) *Situational awareness in dynamic systems (IAM Report 708)*. Farnborough, UK: *Royal Air Force Institute of Aviation Medicine*.
- A-41
- Nataupsky, M. and Abbott, T. S. (1987). Comparison of workload measures on computer generated primary flight displays. In *Proceedings of the Human Factors Society 31st Annual Meeting* (pp. 548-552). Santa Monica, CA: Human Factors Society.

- North, R A., Stackhouse, S. P., and Graffunder, K. (1979). Performance, physiological and oculometer evaluations of VTOL landing displays (NASA Contractor Report 3171). Hampton, VA: NASA Langley Research Center.
- Notestine, J. (1984). Subjective workload assessment and effect of delayed ratings in a probability monitoring task. In *Proceedings of the Human Factors Society 28th Annual Meeting* (pp. 685-690). Santa Monica, CA: Human Factors Society.
- Nygren, T. E. (1982). Conjoint measurement and conjoint scaling: A users guide (AFAMRL-TR-82-22). Wright-Patterson Air Force Base, OH: Aerospace Medical Research Laboratory.
- Nygren, T. E. (1983). Investigation of an error theory for conjoint measurement methodology (763025/714404). Columbus, OH: Ohio State University Research Foundation.
- Nygren, T. E. (1991). Psychometric properties of subjective workload measurement techniques: Implications for their use in the assessment of perceived mental workload. *Human factors*, 33 (1), 17-33.
- O'Donnell, R. D. and Eggemeier, F. T. Workload assessment methodology. (1986). In K R Boff; L. Kaufman, and J. Thomas (Eds.) *Handbook of perception and human performance*. . Vol 2, *Cognitive processes and performance*. New York Wiley.
- Pearson, R. G. and Byars, G. E. (1956). The development and validation of a checklist for measuring subjective fatigue (TR-56- 115). Brooks Air Force Base, TX: School of Aerospace Medicine.
- Pollack, J. (1985). Project report: an investigation of Air Force reserve pilots' workload. Dayton, OH: Systems Research Laboratory.
- Potter, S. S. and Acton, W. (1985). Relative contributions of SWAT dimensions to overall subjective workload ratings. In *Proceedings of Third Symposium on Aviation Psychology*. Columbus, OH: Ohio State University.
- Potter, S. S. and Bressler, J. R. (1989). Subjective workload assessment technique (SWAT): A user's guide. Wright-Patterson Air Force Base, OH: Armstrong Aerospace Medical Research Laboratory.
- Reid, G. B. and Nygren, T. E. (1988). The subjective workload assessment technique: A scaling procedure for measuring mental workload. In P. A. Hancock and N. Meshkati (Eds.) *Human Mental Workload* (pp. 185-218). Amsterdam: North Holland.
- Reid, G. B., Eggemeier, F. T., and Shingledecker, C. A. (1982). In M. L. Frazier and R B. Crombie (Eds.) *Proceedings of the workshop onflight testing, to identify pilot workload and pilot dynamics*, AFFTC-TR-82-5 (pp. 281-288). Edwards AFB, CA.
- Reid, G. B., Shingledecker, C. A, and Eggemeier, F. T. (1981). Application of conjoint measurement to workload scale development. In *Proceedings of the Human Factors Society -25th Annual Meeting*, 522-526.
- Reid, G. B., Shingledecker, C. A., Nygren, T. E., and Eggemeier, F. T. (1981). Development of multidimensional subjective measures of workload. In *Proceedings of the IEEE International Conference on Cybernetics and Society*, 403-406.

- Roscoe, A. H. Assessing pilot workload in flight. Flight test techniques. (1984). In *Proceedings of NATO Advisory Group for Aerospace Research and Development (AGARD) (AGARD-CP373)*. Neuilly-sur-Seine, France: AGARD.
- Roscoe, A. H. In-flight assessment of workload using pilot ratings and heart rate. (1987). In A. H. Roscoe (Ed) *The practical assessment of pilot workload AGARDograph No. 282* (pp. 78-82). Neuilly-sur-Seine, France: AGARD.
- Rosenberg, B., Rehmann, J. and Stein, E. (1982). The Relationship between Effort Rating and Performance in a Critical Tracking Task. (DOT/FAA/CT-8V66). Atlantic City, NJ: *Federal Aviation Administration Technical Center*.
- Ruggerio, F. and Fadden, D. (1987). Pilot subjective evaluation of workload during a flight test certification programme. In A. H. Roscoe (Ed) *The practical assessment of pilot workload. AGARDograph 282* (pp. 32-36). Neuilly-sur-Seine, France: AGARD.
- Saaty, T. L. (1980). *The analytical hierarchy process*. New York: McGraw-Hill.
- Sarter, N. B. and Woods, D. D. (1991). Situation awareness: a critical but ill-defined phenomenon. *International Journal of Aviation Psychology*, 1(1), 45-57.
- Schick, F. V. and Hann, R. L. (1987). The use of subjective workload assessment technique in a complex flight task. In A. H. Roscoe (Ed) *The practical assessment of pilot workload, AGARDograph No. 282* (pp. 37-41). Neuilly-sur-Seine, France: AGARD.
- Schultz, W. C., Newell, F. D., and Whitbeck, R. F. (1970). A study of relationships between aircraft system performance and pilot ratings. In *Proceedings of the Sixth Annual NASA University Conference on Manual Control*, Wright-Patterson Air Force Base, OH. 339-340.
- Selcon, S. J. and Taylor, R. M. (1989). Evaluation of the situational awareness rating technique (SART) as a tool for aircrew systems design. *AGARD Conference Proceedings No. 478*. Neuilly-sur-Seine, France.
- Selcon, S. J. and Taylor, R. M. (1991). Decision support and situational awareness. In R.M. Taylor (Ed.) *Situational awareness in dynamic systems (LAM Report 708)*. Farnborough, UK: *Royal Air Force Institute of Aviation Medicine*.
- Selcon, S. J., Taylor, R. M, and Koritsas, E. (1991). Workload or Situational awareness?: TLX vs. SART for aerospace systems design evaluation. In *Proceedings of the Human Factors Society 35th Annual Meeting* (pp. 62-66) San Francisco, CA.
- Shively, R. J., Battiste, V., Matsumoto, J. H., Pepitone, D. D., Bortolussi, M. R, and Hart, S. G. (1987). Inflight evaluation of pilot workload measures for rotorcraft research. In R. S. Jensen *Proceedings of the 4th Symposium on Aviation Psychology* (pp. 637-643). Columbus, OH: Ohio State University.
- A-43
- Skelly, J. and Purvis, B. (1985). B-52 wartime mission simulation: Scientific precision in workload assessment. Paper presented at the 1985 *Air Force Conference on Technology in Training and Education*. Colorado Springs, CO.

- Skelly, J. J., Reid, G. B., and Wilson, G. R. (1983). B-52 full mission simulation: Subjective and physiological workload applications. Paper presented at the *Second Aerospace Behavioral Engineering Technology Conference*.
- Skipper, J. H., Rieger, C. A., and Wierwille, W. W. (1986). Evaluation of decision-tree rating scales for mental workload estimation. *Ergonomics*, 29, 585-599.
- Speyer, J., Fort, A., Fouillot, J., and Bloomberg, R. (1987). Assessing pilot workload for minimum crew certification. In A. H. Roscoe (Ed) *The practical assessment of pilot workload AGARDograph Number 282* (pp. 90-115). Neuilly-sur-Seine, France: AGARD.
- Stein, E. S. (1984). The measurement of pilot performance: A master journeyman approach (.DOT/FAA/CT-83/15). Atlantic City, NJ: *Federal Aviation Administration Technical Center*.
- Storm, W. F. and Parke, R C. (1987). FB-111A aircrew use of temazepam during surge operations. In *Proceedings of the NA TO Advisory Group for Aerospace Research and Development (AGARD) Biochemical Enhancement of Performance Conference* (Paper number 415, p. 12- 1 to 12- 12). Neuilly-sur-Seine, France: AGARD.
- Taylor, R. M. (1989). Situational awareness rating technique (SART): the development of a tool for aircrew systems design. In *Proceedings of the NA TO Advisory Group for Aerospace Research and Development (AGARD) Situational Awareness in Aerospace Operations Symposium* (AGARD-CP478).
- Taylor, R. M. (1990). *Situational awareness: aircrew constructs for subject estimation* (IAM-R-670).
- Taylor, R. M. and Selcon, S. J. (1990). Understanding situational awareness. In *Proceedings of the Ergonomics Society 's 1990 Annual Conference*. Leeds, England; 1990.
- Taylor, R. M. and Selcon, S. J. (1991). Subjective measurement of situational awareness. In R.M. Taylor (Ed.) *Situational awareness in dynamic systems* (IAM Report 708). Farnborough, UK: *Royal Air Force Institute of Aviation Medicine*.
- Thiessen, M. S., Lay, J. E., and Stern, J. A. (1986). Neuropsychological workload test battery validation study (FZM 7446), Fort Worth TX: *General Dynamics*.
- Tsang, P. S. and Johnson, W. (1987). Automation: Changes in cognitive demands and mental workload. In *Proceedings of the Fourth Symposium on Aviation Psychology*. Columbus, OH: Ohio State University.
- Tsang, P. S. and Johnson, W. W. (1989). Cognitive demands in automation. *Aviation, Space, and Environmental Medicine*, 60, 13~135.
- Van de Graaff, R C. (1987). An in-flight investigation of workload assessment techniques for civil aircraft operations (NLR-TR-87119 U). Amsterdam, the Netherlands: *National Aerospace Laboratory*.
- Vickroy, C. C. (1988). Workload prediction validation study: The verification of CRAWL predictions. Wichita, KS: *Boeing Military Airplane Company*.

- Vidulich, M. A. (1988). Notes on the AHP procedure. (Available from Dr. Michael A. Vidulich, Human Engineering Division, AAMRL/HEG, Wright-Patterson Air Force Base, OH 454336S73)
- Vidulich, M. A. (1989). The use of judgment matrices in subjective workload assessment: the subjective workload dominance (SWORD) technique. In *Proceedings of the Human Factors Society 33rd Annual Meeting*, 1406-1410.
- Vidulich, M. A. and Bortolussi, M. R (1988a). A dissociation of objective and subjective workload measures in assessing the impact of speech controls in advanced helicopters. In *Proceedings of the Human Factors Society 32nd Annual Meeting* 1471-14~5.
- Vidulich, M. A. and Bortolussi, M. R (1988b). Control configuration study. In *Proceedings of the American Helicopter Society National Specialist 's Meeting: Automation Applications for Rotorcraft*.
- Vidulich, M. A. and Pandit, P. (1986). Training and subjective workload in a category search task. In *Proceedings of the Human Factors Society 30th Annual Meeting* (pp. 1133-1136). Santa Monica, CA: Human Factors Society.
- Vidulich, M. A. and Tsang, P. S. (1985a). Assessing subjective workload assessment: A comparison of SWAT and the NASA-bipolar methods. In *Proceedings of the Human Factors Society 29th Annual Meeting* (p p. 71 -75). Santa Monica, CA: Human Factors Society.
- Vidulich,, M. A. and Tsang, P. S. (1985b). Techniques of subjective workload assessment: A comparison of two methodologies. In R Jensen and J. Adrion (Eds.) *Proceedings of the Third Symposium on Aviation Psychology* (pp. 239-246). Columbus, OH: Ohio State University.
- Vidulich, M. A and Tsang P. S. (1985c). Evaluation of two cognitive abilities tests in a dual-task environment. In *Proceedings of the 21st Annual Conference on Manual Control* (pp. 12.1-12.10). Columbus, OH: Ohio State University.
- Vidulich, M. A. and Tsang, P. S. (1987). Absolute magnitude estimation and relative judgment approaches to subjective workload assessment. In *Proceedings of the Human Factors Society 31st Annual Meeting* (pp. 1057-1061). Santa Monica, CA: Human Factors Society.
- Vidulich, M. A. and Tsang, P. S. (1988). Evaluating immediacy and redundancy in subjective workload techniques. In *Proceedings of the Twenty-Third Annual Conference on Manual Control*.
- Wainwright, W. (1987). Flight test evaluation of crew workload. In A. H. Roscoe (Ed) *The practical assessment of pilot workload AGARDograph No.282* (pp.66-68). Neuilly-sur-Seine, France: AGARD.
- Ward, G. F. and Hassoun, J. A. (1990). The effects of head-up display (HUD) pitch ladder articulation, pitch number location and horizon line length on unusual altitude recoveries for the F-16 (ASD-TR-90-5008). Wright-Patterson Air Force Base, OH: Crew Station Evaluation Facility.

- Warr, D. T. (1986). A comparative evaluation of two subjective workload university measures: the subjective assessment technique and the modified Cooper-Harper Rating. *Masters thesis, Dayton, OH: Wright State.*
- Warr, D., Colle, H. and Reid, G. (1986). A comparative evaluation of two subjective workload measures: The subjective workload assessment technique and the modified Cooper-Harper scale. Paper presented at the *Symposium on Psychology in Department of Defense*. Colorado Springs, CO: US Air Force Academy.
- Whitaker, L., Peters, L., and Garinther, G. (1989). Tank crew performance: Effects of speech intelligibility on target acquisition and subjective workload assessment. In *Proceedings of the Human Factors Society 33rd Annual Meeting*, 1411-1413.
- Wierwille, W. W. and Casali, J. G. (1983). A validated rating scale for global mental workload measurement applications. In *Proceedings of the 27th Annual Meeting of the Human Factors Society*, 129-133. Santa Monica, CA: Human Factors Society.
- Wierwille, W. W. and Connor, S. A. (1983). Evaluation of twenty workload assessment measures using a psychomotor task in a motion-base aircraft simulation. *Human factors*, 25, 1-16.
- Wierwille, W. W., Casali, J. G., Connors, S. A., and Rahimi, M. (1985). Evaluation of the sensitivity and intrusion of mental workload estimation techniques. In W. Rouse (Ed) *Advances in man-machine systems research Volume 2* (pp. 51-127). Greenwich, CT: J.A.I. Press.
- Wierwille, W. W., Rahimi, M., and Casali, J. G. (1985). Evaluation of 16 measures of mental workload using a simulated flight task emphasizing mediational activity. *Human factors*, 27, 489-502.
- Wierwille, W. W., Skipper, J. and Rieger, C. (1985). Decision tree rating scales for workload estimation: theme and variations (N85- 11544), Blacksburg, VA: *Vehicle Simulation Laboratory*.
- Wilson, G. F., Hughes, E., and Hassoun, J. (1990). Physiological and subjective evaluation of a new aircraft display. In *Proceedings of the Human Factors Society 34th Annual Meeting*, 1441-1443.
- Wolf, J. D. (1978). Crew workload assessment: Development of a measure of operator workload (AFFDL-TR-78-165). Wright-Patterson AFB, OH: *Air Force Flight Dynamics Laboratory*.